



# Economic Development Update

# Economic Development Update

- Data/Statistics
- Signature Projects
- Programs and Designations



# Data/Statistics

- Demographics
- Retail Sales Tax
- B&O Tax
- Permitting activity

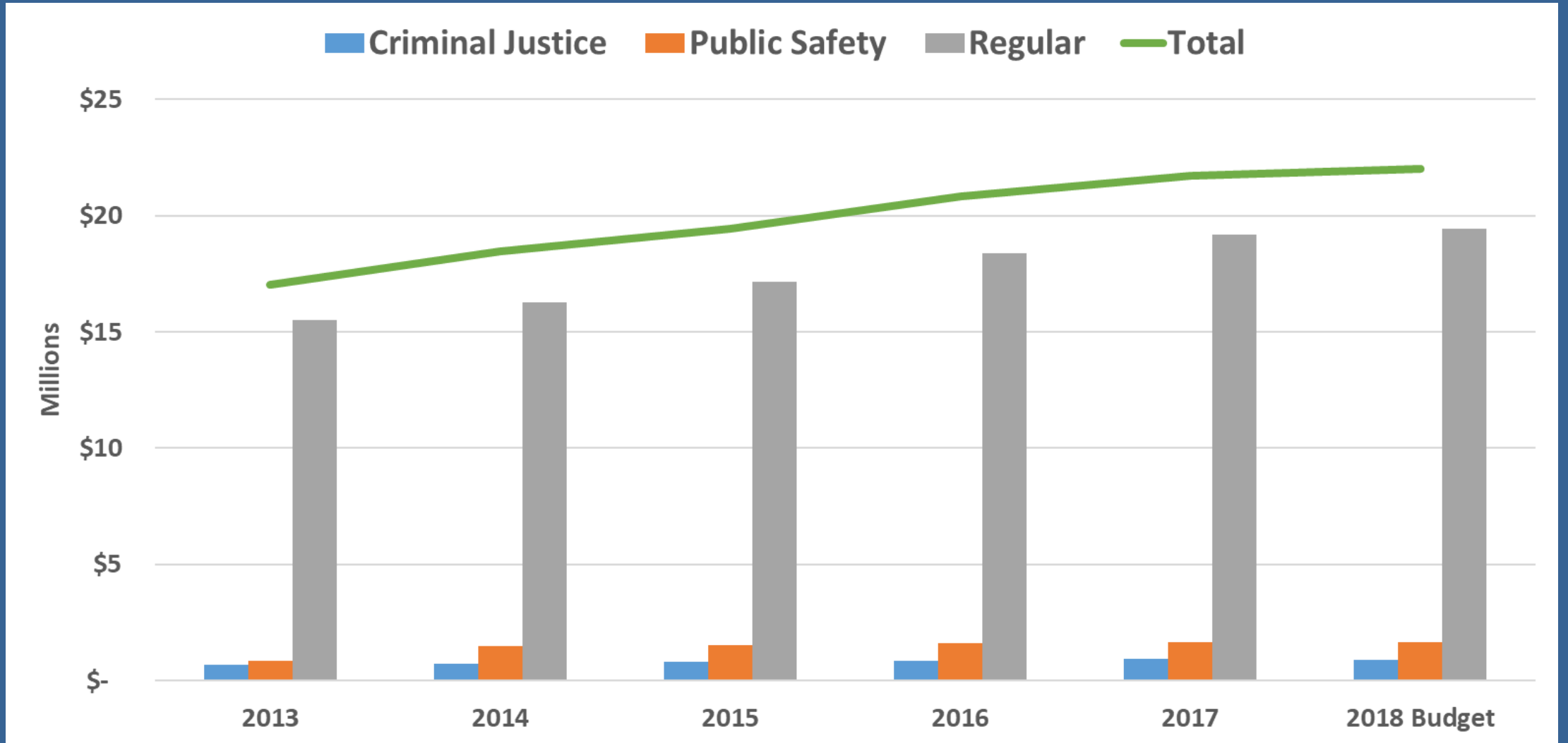


# Demographics

## City of Olympia: 52,160

- Percentage of county population: 18.8%
- Total Jobs 2014 estimate: 53,345
- Percentage of total jobs in Thurston County: 39.8%
- Working age 18-64: 30,955 (67%)
- Jobs per person of working age: 1.72
- Taxable Retail Sales, 2016: \$2,094,838,734
- Percentage of total County taxable retail sales: 42.65%

# Retail Sales Tax



# Retail Sales Tax

Year	Total (excludes levy)	Increase	Increase rate
2017	\$19,169,709	\$807,850	4.40%
2016	\$18,361,859	\$1,226,321	7.16%
2015	\$17,135,538	\$865,412	5.32%
2014	\$16,270,126	\$756,608	4.88%
2013	\$15,513,518		

# Business and Occupation Tax

						Variance: 2016 to 2017	
	Tax Rate	2016 Tax Reported	2016 # Taxpayers	2017 Tax Reported	2017 # Taxpayers	Tax Reported	Number of Taxpayers
Manufacturing	0.001	\$ 65,762	40	\$ 114,603	56	74.3%	40.0%
Printing & Publishing	0.001	34,007	29	15,649	41	-54.0%	41.4%
Retail Service	0.001	176,011	617	122,394	392	-30.5%	-36.5%
Retailing	0.001	1,764,711	1,949	1,884,429	2,051	6.8%	5.2%
Road Construction or Extraction	0.001	15,466	27	17,581	43	13.7%	59.3%
Service & Other Activity	0.002	3,127,196	1,687	3,230,087	1,781	3.3%	5.6%
Wholesaling	0.001	831,531	829	958,001	888	15.2%	7.1%
		\$ 6,014,684	5,178	\$ 6,342,744	5,252	5.5%	1.4%

# Building Permit Activity

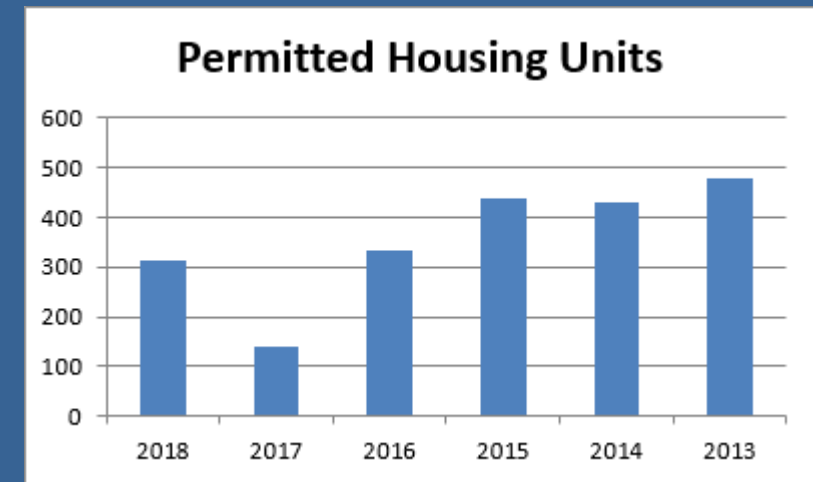
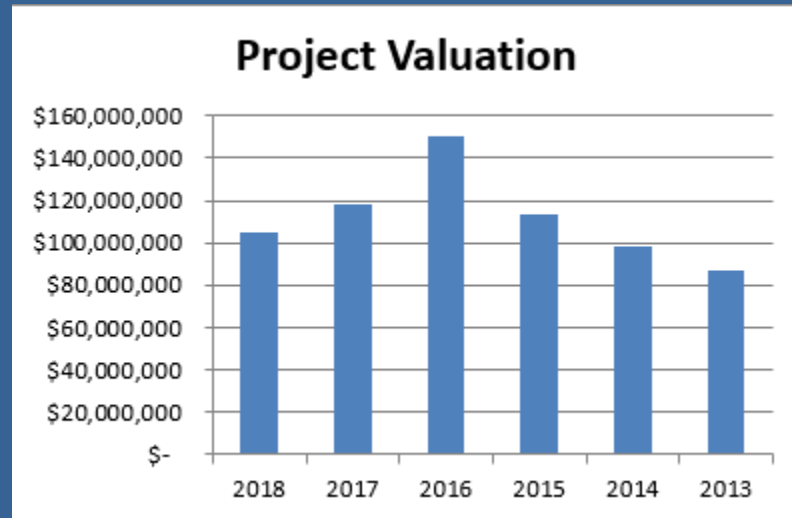
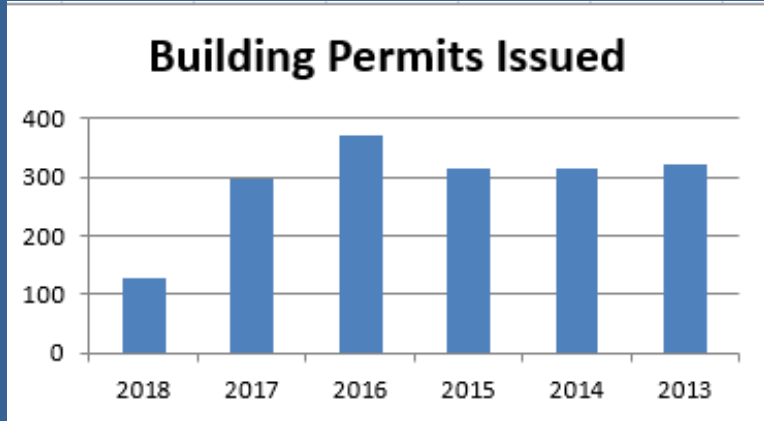
	<i>year to date</i>	<i>whole year</i>	<i>whole year</i>	<i>whole year</i>	<i>whole year</i>	<i>whole year</i>
<b>Permits Issued</b>	<b>2018</b>	<b>2017</b>	<b>2016</b>	<b>2015</b>	<b>2014</b>	<b>2013</b>
New Commercial	16	40	27	18	29	16
Commercial TI	70	156	128	155	118	143
Multi Family	18	10	11	14	13	13
Single Family	24	92	206	129	154	149
<b>Total</b>	<b>128</b>	<b>298</b>	<b>372</b>	<b>316</b>	<b>314</b>	<b>321</b>

<b>Valuation</b>	<b>2018</b>	<b>2017</b>	<b>2016</b>	<b>2015</b>	<b>2014</b>	<b>2013</b>
New Commercial	\$ 49,604,314	\$ 51,337,040	\$ 63,423,395	\$ 41,361,499	\$ 19,508,042	\$ 5,945,923
Commercial TI	\$ 18,777,005	\$ 37,058,238	\$ 29,849,564	\$ 24,374,980	\$ 16,499,990	\$ 12,875,384
Multi Family	\$ 29,162,903	\$ 6,662,145	\$ 9,891,473	\$ 15,532,346	\$ 23,054,444	\$ 31,459,568
Single Family	\$ 7,421,464	\$ 23,168,064	\$ 46,760,742	\$ 32,354,345	\$ 38,911,210	\$ 37,088,571
<b>Total</b>	<b>\$ 104,965,686</b>	<b>\$ 118,225,487</b>	<b>\$ 149,925,174</b>	<b>\$ 113,623,170</b>	<b>\$ 97,973,686</b>	<b>\$ 87,369,446</b>

<b>Housing Units</b>	<b>2018</b>	<b>2017</b>	<b>2016</b>	<b>2015</b>	<b>2014</b>	<b>2013</b>
Mixed Use	168	4	3	138	0	14
Multi Family	120	42	124	172	277	317
Single Family	24	92	206	129	154	149
<b>Total</b>	<b>312</b>	<b>138</b>	<b>333</b>	<b>439</b>	<b>431</b>	<b>480</b>

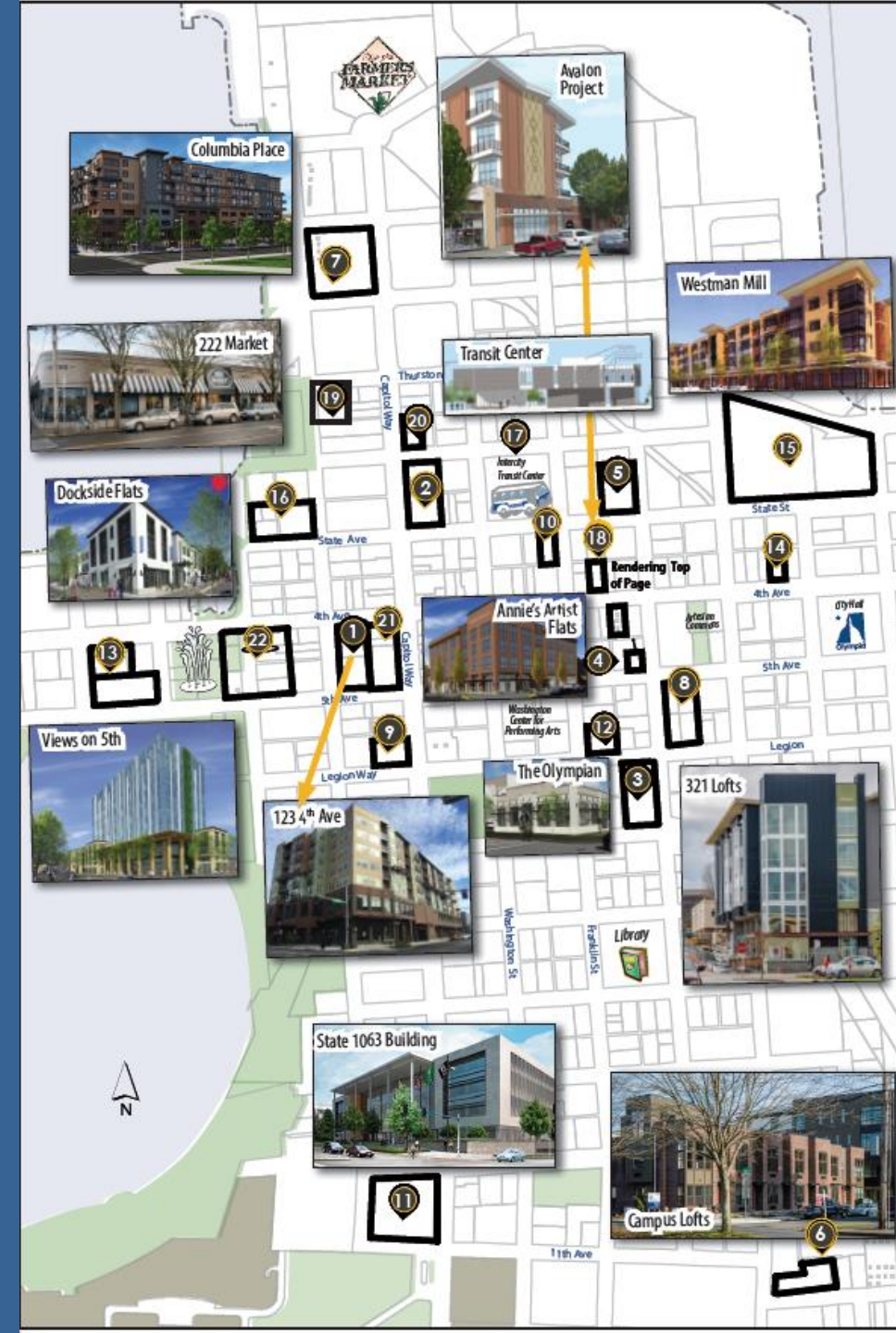


# Building Permit Activity



# Signature Projects

- Annie Artist Flats
- Columbia Place
- The Percival Condominiums
- Views on Fifth
- Westman Mill
- Laurana (Dockside Flats)
- Intercity Transit Center



# Signature Projects



# Signature Projects

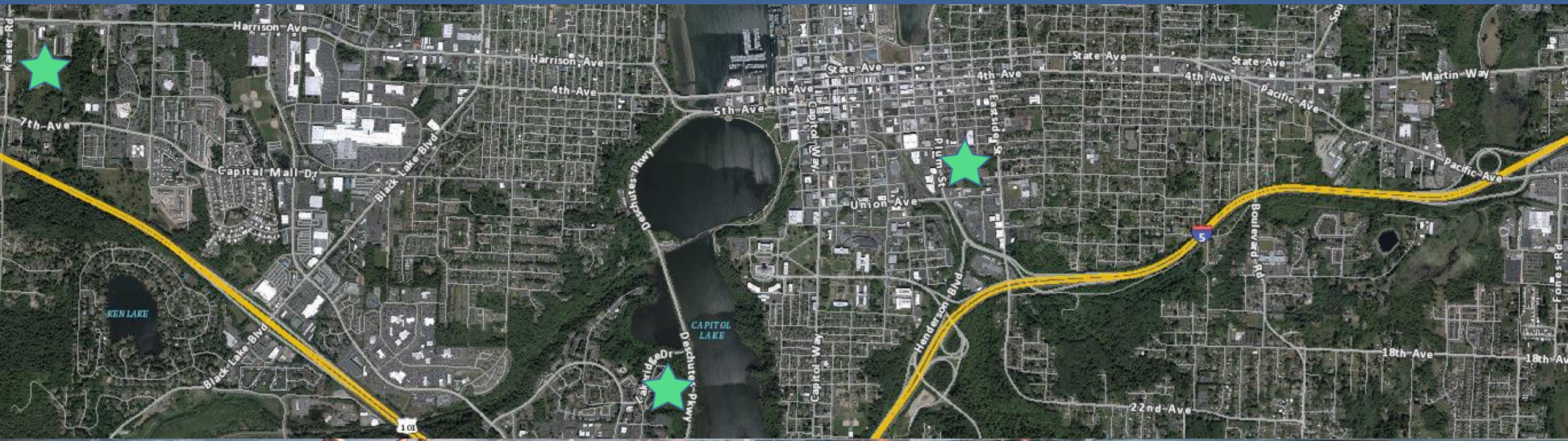


# Signature Projects



# Thurston County Courthouse

- Thurston County hired a project coordinator
- Completed first round of site evaluations
- Narrowed to 3 perspective sites
- Courthouse = Full County Administrative offices



# Programs

- Downtown Programs
  - Ambassadors, Clean Team, Liaison Homeless Response, Walking Patrol
- ScaleUp Scholarships
- Grow Olympia Fund



# Designations

- Washington Arts Commission – Creative District
- Opportunity Zone





