



2025-2030 Preliminary Capital Facilities Plan

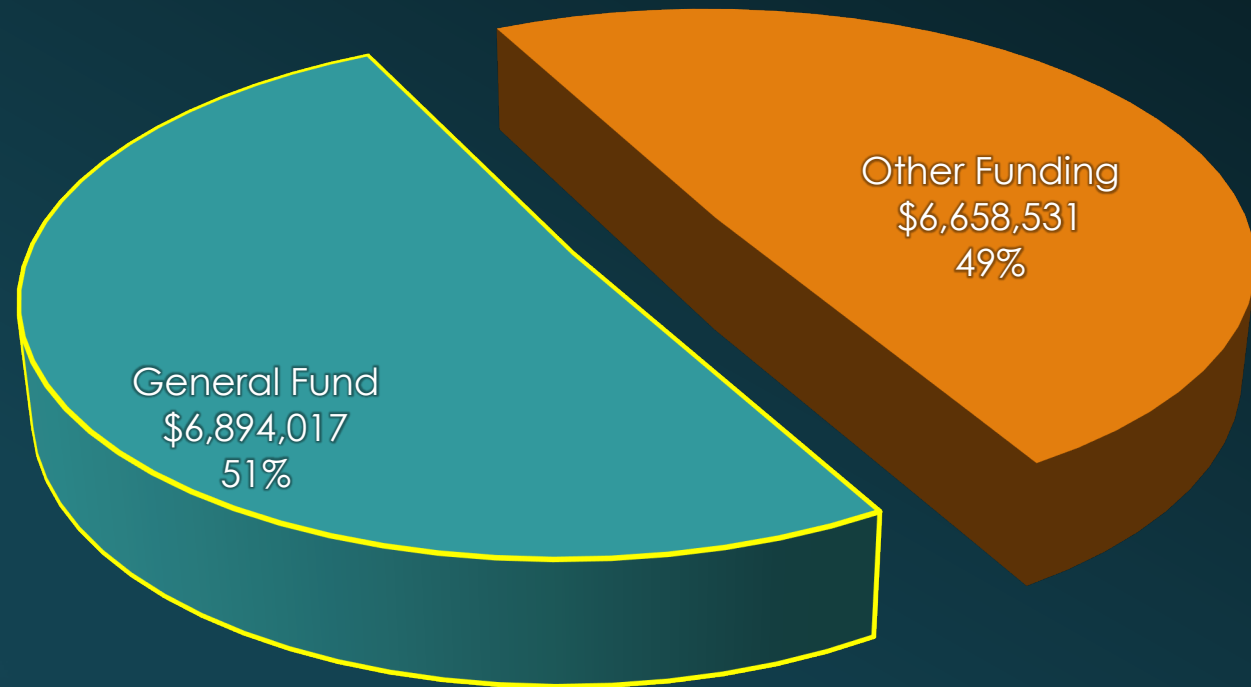
OPARD's Funding Overview

- 11% General Fund Revenue
- Program Revenue
- Impact Fees
- SEPA Mitigation Fees
- Voted Utility Tax
- Non-Voted Utility Tax
- Metropolitan Park District
- Grants



11% General Fund Revenue

- OMPD Interlocal Agreement Section 4.1.1 (i)...the City will annually allocate 11% of General Funds to Parks, Arts and Recreation
- General Funds
 - Sales Tax
 - B&O Tax
 - Property Tax
 - Private Utility Tax
 - Public Utility Tax



Program Revenue

- Recreation Program Fees
- Park Shelter Reservations
- Ballfield Fees
- Boating Moorage Fees
- The Olympia Center/Harbor House Facility Reservations
- Armory Reservations



Impact Fees & SEPA Mitigation Fees

Impact Fees:

- Fee on new residential construction in City limits
- \$2,682 - \$6,392 based on dwelling type


Urban Growth Area SEPA Mitigation Fees:

- Fee on new residential construction (10+ units)
- Individual analysis for each project, fee varies by project
- Very few subdivisions over 10 units in recent years so revenue is unreliable



Voted Utility Tax

- Voter-approved in 2004
- Tax on Natural Gas, Electricity and Telephone
- Interlocal Agreement 4.1.1 (ii) commits 2% to land acquisition and to maintain and develop those acquired properties
- Currently generates ~\$2M annually



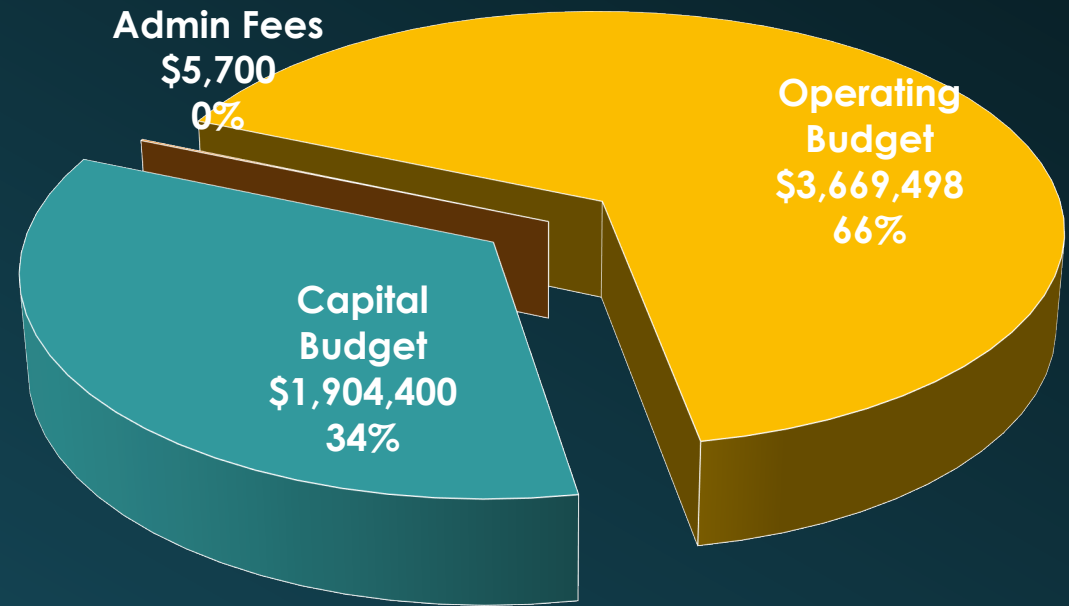
Non-Voted Utility Tax

- Tax on Natural Gas, Electricity and Telephone
- OMPD Interlocal Agreement 4.1.1 (iii) commits $\frac{1}{2}\%$ of revenues until January 1, 2030
- OMPD Interlocal Agreement 4.1.1 (iv) commits an additional $\frac{1}{2}\%$ of revenues until January 1, 2026
- Each $\frac{1}{2}\%$ generates approximately \$500,000
- Dedicated to land acquisition



Metropolitan Park District


- Voter Approved in 2015
- Property Tax
- \$0.4993/1,000 Assessed Value



2024 OMPD Budget: \$5,579,598

Grants

- Since 2016, OPARD received 28 grants resulting in over \$10.8M for park projects
- 2023 Grant Awards:
 - \$1,075,000 – Armory Creative Campus
 - \$850,000 – Yelm Highway Phase I
 - \$673,497 – Kaiser Woods Park Improvements



From Comp Plan to CFP Annual Budget

Comprehensive Plan

Comprehensive
Plan
Volume I

Master Plans

- Parks, Arts & Recreation
- Storm & Surface Water
- Transportation
- Wastewater
- Waste ReSources
- Water System

Capital Facilities Plan

Capital Facilities
Plan, Volume II of
Comprehensive
Plan and 6-Year
Financial Plan

Capital Budget

Year One of the
Capital Facilities
Plan and 6-Year
Financial Plan

Adopted by Council

Parks, Arts and Recreation Plan

Figure 7.2 - Parks Arts and Recreation Plan Capital Investment Strategy (2022-2041)

6 Year Capital Facilities Plan (2022-2027)

2% Voted Utility Tax	Fund Balance	2022	2023	2024	2025	2026	2027	Total
Revenue	982,000	1,766,274	1,782,895	1,799,787	1,816,955	1,834,404	1,852,141	11,824,456
Debt Payment - \$16M Bond (2020)		(1,012,513)	(1,005,263)	(1,007,013)	(1,012,263)	(1,005,763)	(1,008,013)	(6,050,825)
Land Acquisition		(700,000)	(500,000)					
Maintenance Staff for new land & projects			(300,000)	(500,000)	(700,000)	(700,000)	(700,000)	(2,900,000)
Off-Street Walking Connection Program		(25,000)	(25,000)	(25,000)	(25,000)	(25,000)	(25,000)	(150,000)
Evergreen Park Playground and Restroom					(700,000)			(700,000)
8th Avenue Parcel Clean-up and Park Design							(750,000)	(750,000)
Running Balance	982,000	1,010,762	963,394	1,231,169	610,861	714,505	83,631	
Est. Revenue from Potential SE Annexation				251,459	251,459	251,459	251,459	1,005,836
Neighborhood Park Development							(1,000,000)	
Running Balance of Annexation Funds	0	0	0	251,459	502,918	754,377	5,836	

Non-Voted Utility Tax	Fund Balance	2022	2023	2024	2025	2026	2027	Total
Non VUT (1/2%) Revenue		421,426	425,629	429,899	434,239	438,649	443,131	2,592,971
Non VUT (1/2%) Revenue or year-end funds		421,426	425,629	429,899	434,239			1,711,192
Park Land Acquisition					(2,604,363)			
4 Neighborhood Park Acquisitions					(1,700,000)			
Est. Revenue from Potential SE Annexation				62,155	62,155	62,155	62,155	246,620

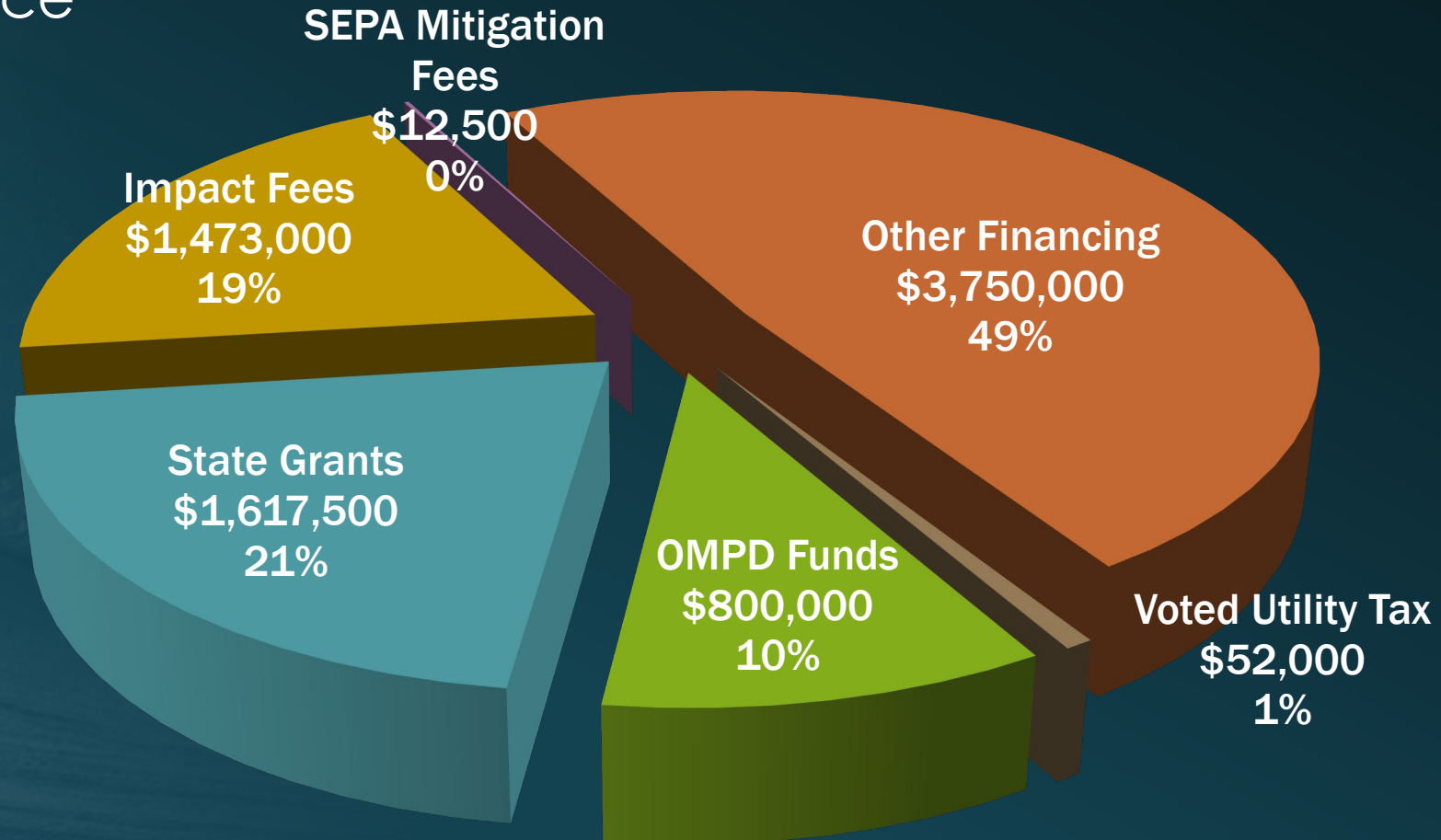
Long Range Options (2028-2041)

2% Voted Utility Tax	2028-2041
Revenue	25,929,974
Debt Payment - \$16M Bond (2020)	(12,112,405)
Maintenance Staff for new land & projects	(9,800,000)
Off-Street Walking Connection Program	(350,000)
8th Avenue Parcel Development	(3,620,000)
Running Balance	0
Est. Revenue from Potential SE Annexation	3,520,426
Log Cabin Parcel Development	(3,500,000)
Running Balance of Annexation Funds	20,426

Non-Voted Utility Tax	2028-2041
Non VUT (1/2%) Revenue	886,261
Park Land Acquisition	(186,361)
Est. Revenue from Potential SE Annexation	124,310

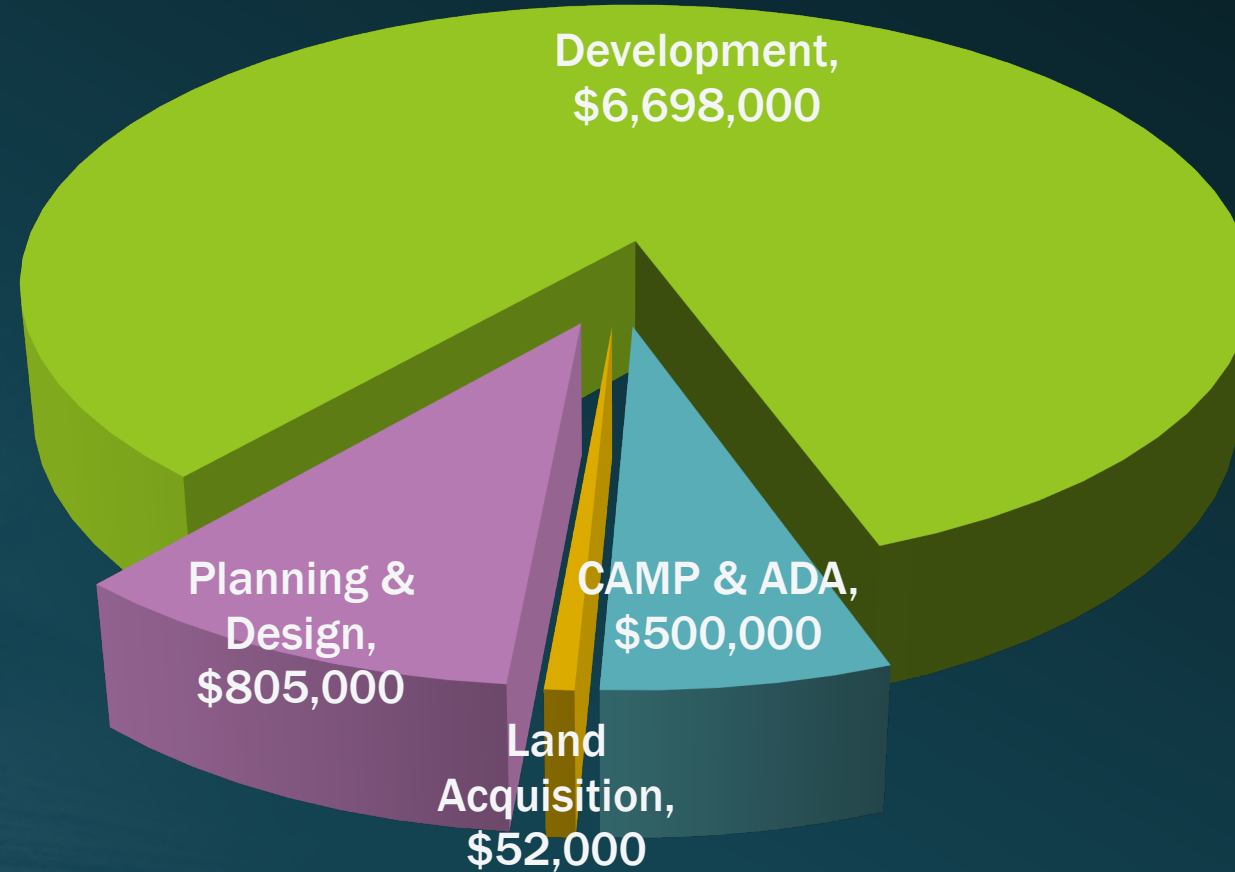
2025 Preliminary CFP Budget - \$7,705,000

By Funding Source



2025 Preliminary CFP Budget - \$7,705,000

By Project Type



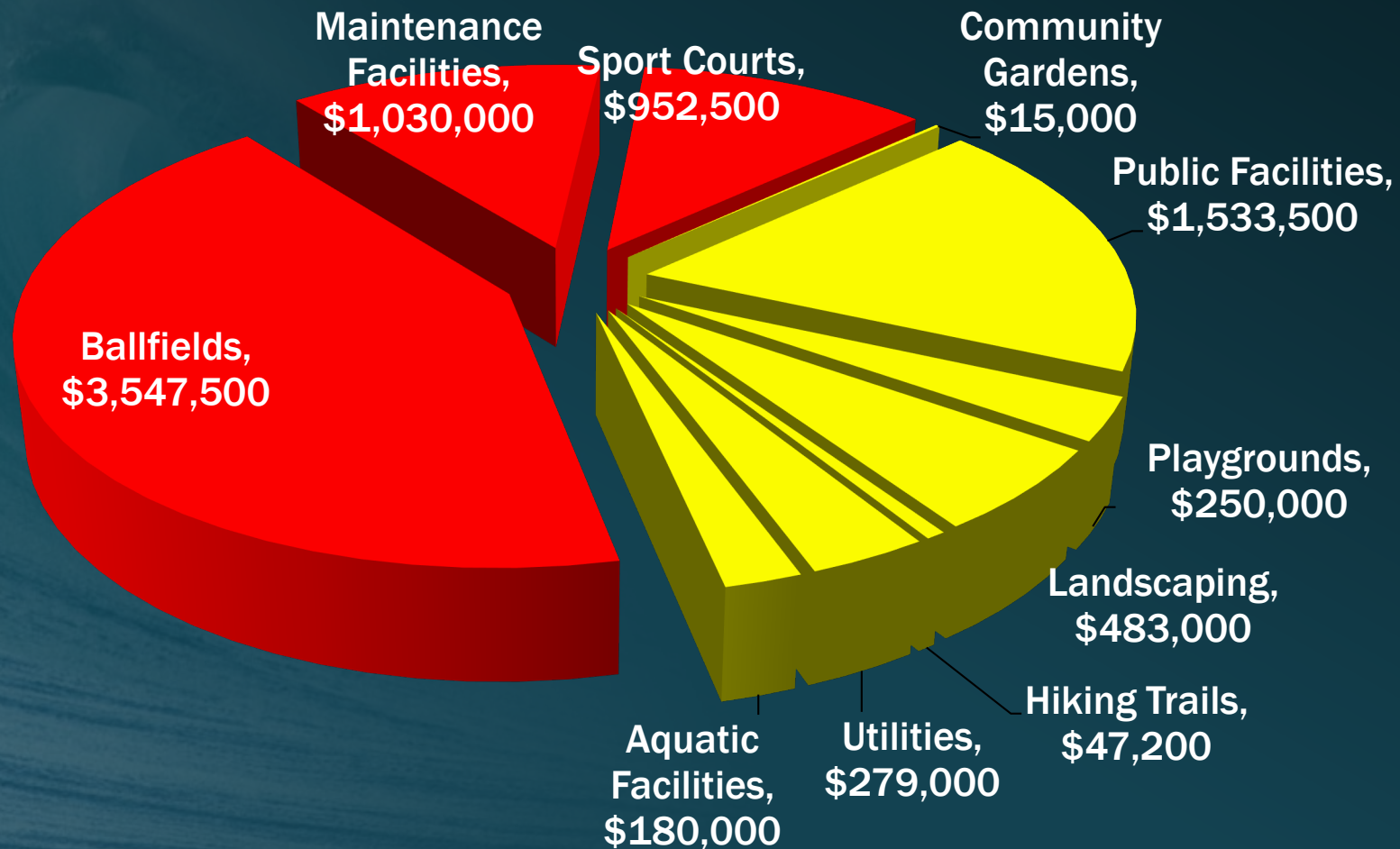
Capital Asset Management Program (CAMP)

Estimated Replacement Value of All Assets	\$48M
Estimated Maintenance Backlog	\$8.3M
Citywide Facility Condition Index (FCI) Rating	17.3%

FCI Rating Scale

Excellent	0-5%
Good	5-15%
Fair	15-30%
Poor	over 30%

Maintenance Backlog by Category



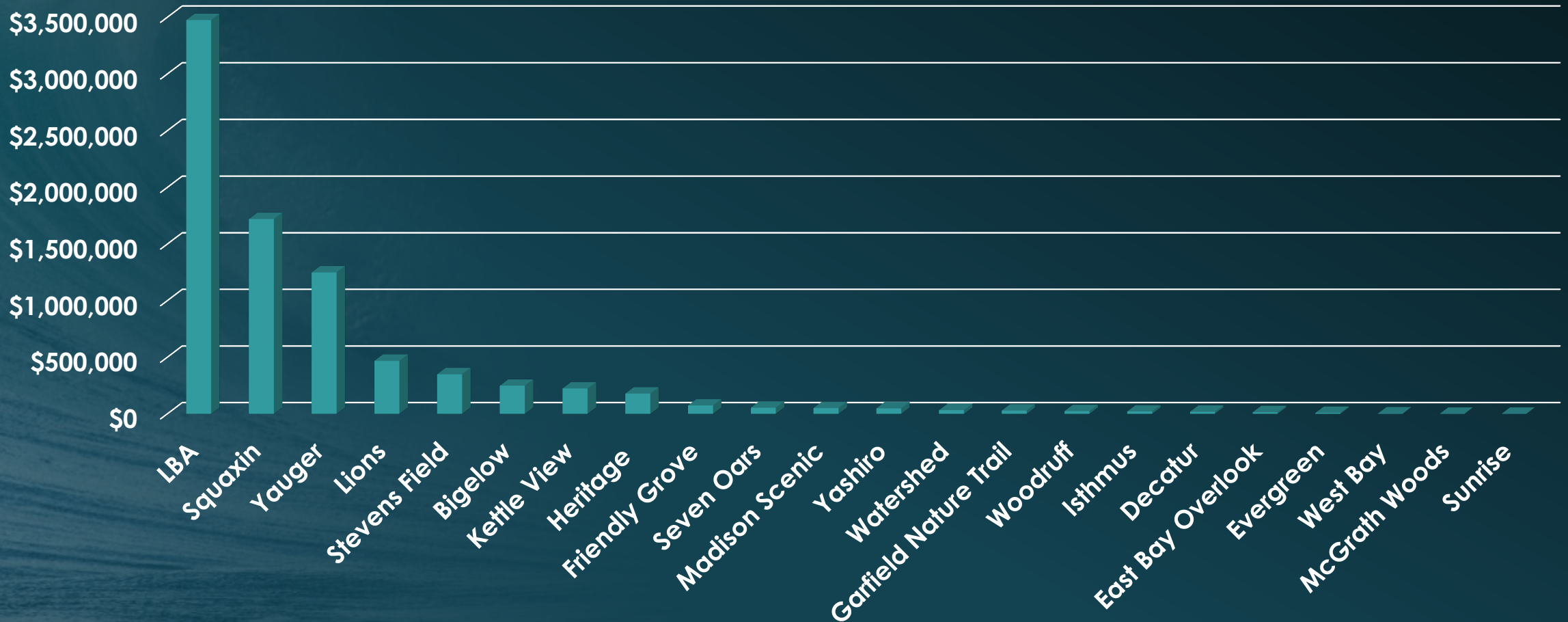
FCI Rating Scale

Excellent	0-5%
Good	5-15%
Fair	15-30%
Poor	over 30%

Total Maintenance Backlog: \$8.3M

Deficiencies by Park

Total Current Park System Deficiencies = \$8.3 Million



CAMP Project Prioritization Considerations

- Project Rating
- Grant Opportunities
- Emergencies/Emerging Issues
- Construction Efficiencies
 - Packaging projects at a park site, such as with ADA
 - Saves on construction mobilization and oversight
 - Also reduces impacts on park users

Capital Asset Management Program (CAMP)


Ballfields

- LBA Field #2 (2024)
- LBA Fields #1, #3, #4 (2025-2027 - grant dependent)



Capital Asset Management Program (CAMP)

- Bigelow Park Improvements
- Decatur Woods Playground Replacement



Armory Creative Campus



Yelm Highway Community Park



BASKETBALL COURTS

RESTROOM & STORAGE

PARKING

PLAY AREA

PICNIC SHELTER

PICKLEBALL COURTS

TURF SOCCER FIELD

MINI-PITCH

SHARED USE PATH

LOOP PATHS

YALP SUTU

YALP TORO

MAINTENANCE FACILITY

Neighborhood Park Development

- No projects in 2025
- Lilly Road Park Master Plan process to start in 2026



Planning Projects – 2025 Projects

Rebecca Howard Park
Master Plan



Squaxin Park Inclusive
Playground



West Bay Park Phase II
Cleanup



Open Space Development – 2025 Projects

Grass Lake Nature Park
Trail Construction



Kaiser Woods
Park Improvements



Park Land Acquisition

2% Voted Utility Tax (\$52,000):

- Appraisals (\$22,000)
- Site Stabilization Plans (\$30,000)
- 2020 Bond Debt Payment (\$1,012,263)

1% Non-Voted Utility Tax (\$1,077,640):

- Land Acquisition (as available)



28th Avenue Parcel

Percival Landing Major Maintenance

- 5 Year In-Depth Inspection and Repairs
 - Assessment completed in 2025
 - Repairs completed in 2026
- Downtown Olympia Waterfront Visioning Process





Discussion and Questions