



Climate and Equity Framework



Olympia City Council
June 21, 2022

Agenda

Purpose and Timeline

Climate Framework Overview

Equity Framework Overview

Agenda

Purpose and Timeline

Climate Framework Overview

Equity Framework Overview

Purpose of the Climate and Equity Lens

To facilitate the consideration of climate mitigation and equity for all city projects, plans, policies, and decisions.

Key Characteristics of the Climate and Equity Framework:

- User-friendly
- Does not require expert guidance
- Intended for staff with little or no knowledge of climate change or equity practices

Project Timeline

Phase 1: Develop Concept and Design

- Draft concept and analysis questions.
- Collect staff feedback on concept, structure, and questions.
- Design user-friendly format.

Phase 2: Feedback and Testing (April – June 2022)

- Executive Team (4/14)
- Community Livability and Public Safety (5/11)
- City Council (6/24)
- Advisory Committees (TBD)
- Test framework on 5-10 upcoming projects.

Phase 3: Training (August 2022)

- **For superusers:** facilitate live trainings.
- **For all staff:** provide pre-recorded training on SharePoint.
- **For new staff:** introduce during new employee orientation and staff report training.

Phase 4: Launch (September 2022)

- City-wide communication announcing launch and expectations.
- Provide updated staff report template.
- Provide links to SharePoint resources.
- Schedule monthly “office hours”.

Agenda

Purpose and Timeline

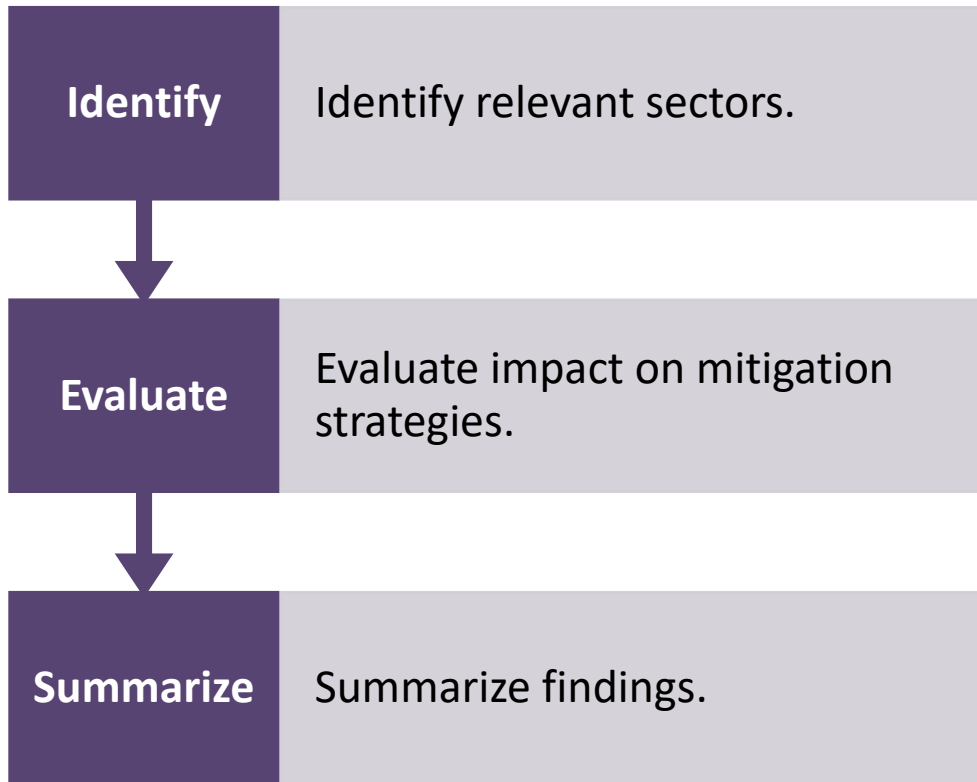
Climate Framework Overview

Equity Framework Overview

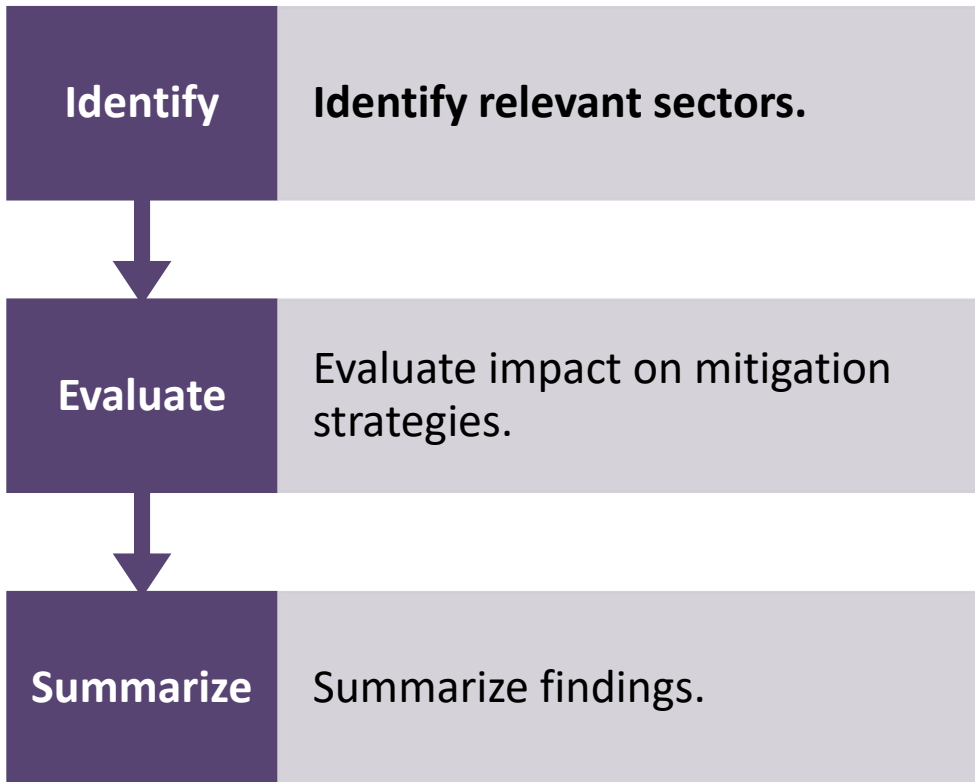
What the Climate Lens will and will not do:

- Will help analyze if a decision will affect community-wide greenhouse gas emissions or the implementation of climate mitigation strategies.
- Will not quantify emissions associated with a decision.
- Will not analyze if a decision will be affected by climate.

Climate Framework Steps



Climate Framework Steps



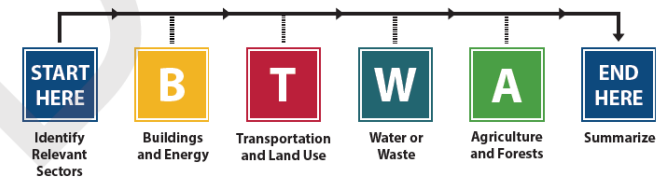
Instructions: Use this framework to analyze and report on how a proposed action may impact existing climate mitigation strategies. **Step 1:** Identify relevant climate mitigation sectors (below). **Step 2:** Complete corresponding sections (B, T, W, A). **Step 3:** Summarize findings.
 For help with this framework, refer to the [Thurston Climate Mitigation Plan](#) or to the [Glossary](#) (last page).

Step 1: Identify relevant climate mitigation sectors.

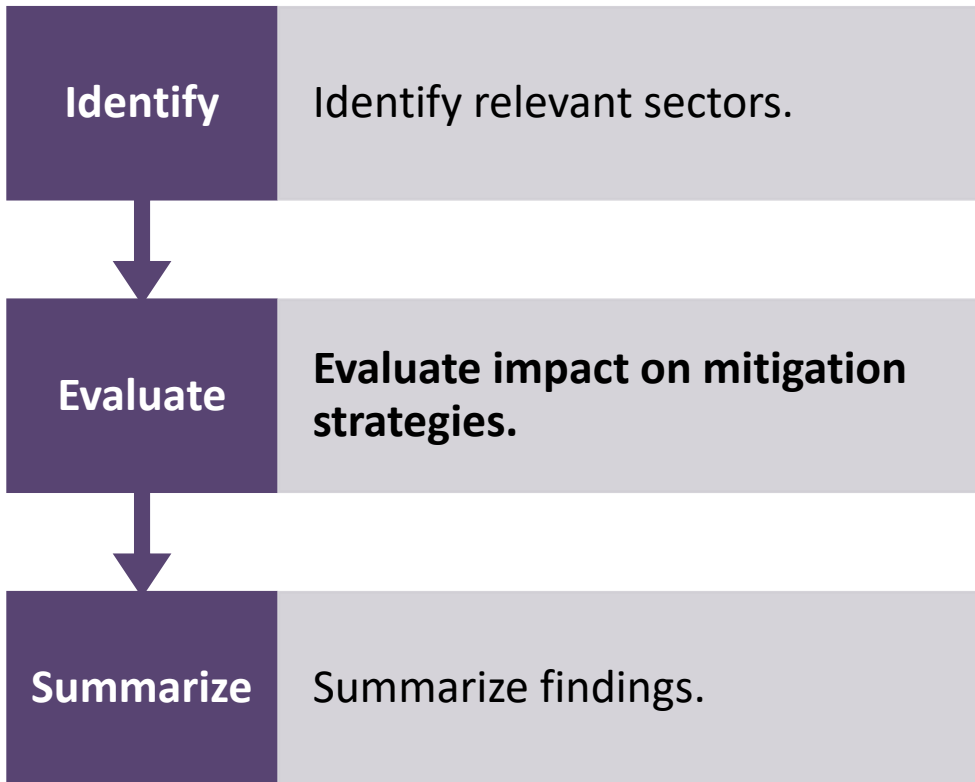
Will the proposed action impact greenhouse gas emissions in...

	YES	N/A	
Buildings or energy use?	<input type="checkbox"/>	<input type="checkbox"/>	If "YES," complete section: B
Transportation or land use?	<input type="checkbox"/>	<input type="checkbox"/>	If "YES," complete section: T
Water or waste?	<input type="checkbox"/>	<input type="checkbox"/>	If "YES," complete section: W
Agriculture, forests or other ecosystems?	<input type="checkbox"/>	<input type="checkbox"/>	If "YES," complete section: A

Next Steps: For every "YES" above, complete the corresponding section. When all relevant sections are completed, jump to "Summarize."



Climate Framework Steps



Buildings and Energy
Greenhouse Gas Reduction Strategies
[Learn more: Thurston Climate Mitigation Plan - Pages 74-81]

B **T** **W** **A**

1. How will the proposed action impact the climate mitigation strategies in this sector?

	Supports	Prevents	N/A
Reduce energy use in existing residential, commercial, or industrial buildings.	<input type="checkbox"/>	<input type="checkbox"/>	<input type="checkbox"/>
Reduce energy use in new construction or redevelopment.	<input type="checkbox"/>	<input type="checkbox"/>	<input type="checkbox"/>
Increase production of local renewable energy.	<input type="checkbox"/>	<input type="checkbox"/>	<input type="checkbox"/>
Electrify residential and commercial buildings to phase out natural gas.	<input type="checkbox"/>	<input type="checkbox"/>	<input type="checkbox"/>

Note: New construction and major renovations of city-owned or city-funded projects are now required to be all-electric (Resolution No. M-2289). If this is relevant, does your project comply? Yes No

2. Describe how the proposed action supports or prevents each relevant strategy:

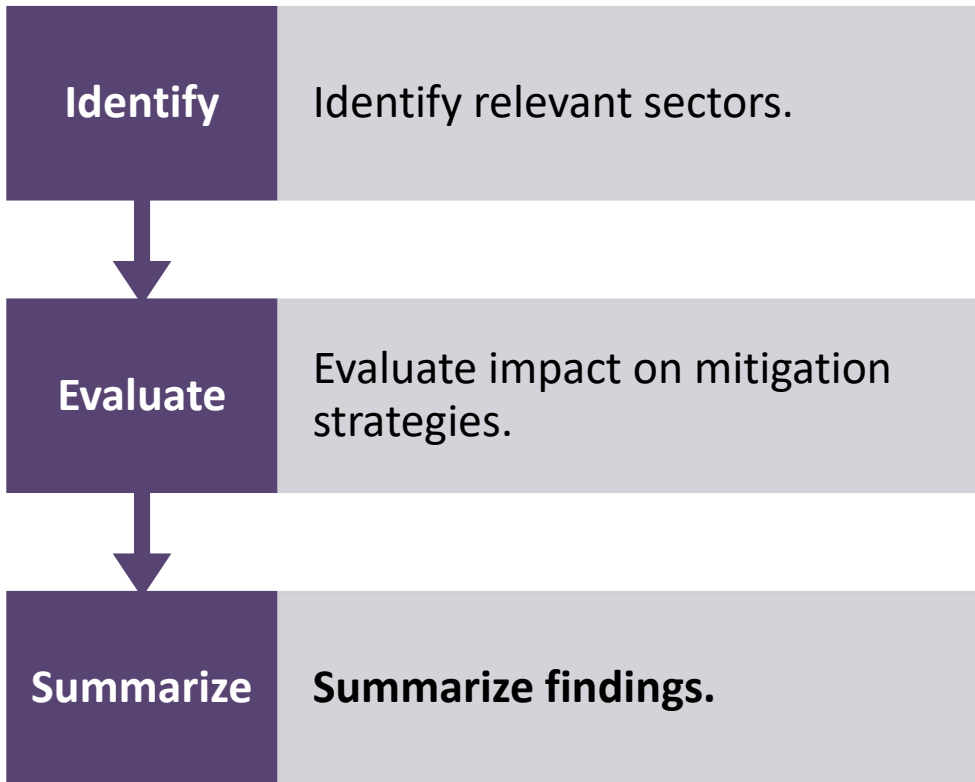
3. Could the proposed action be modified to better support any relevant strategies? What, if any, alternatives were considered?

Complete all relevant sectors, then jump to "Summarize."

City of Olympia | Climate Mitigation Framework

Buildings and Energy **B** | Land Use **T** | Waste and Water **W** | Culture and Forests **A**

Climate Framework Steps



Summarize

Prepare to Report and Share

FINISH HERE

Now that you have analyzed how the proposed action will impact climate mitigation strategies in relevant sectors, it's time to share what you've learned.

1. Overall, what impact will the proposed action have on Greenhouse Gas emissions?

Reduction Long-term Reduction / Near-term Increase Maintain or Increase No impact

2. Describe how the proposed action will impact the implementation of the Thurston Climate Mitigation Plan. Identify all climate mitigation strategies that may be supported or prevented by this decision. If the proposed action will prevent climate mitigation strategies or result in increased greenhouse gas emissions, provide a justification for increased emissions, and describe if any emissions-reducing alternatives were considered.

City of Olympia | Climate Mitigation Framework

FINISH HERE

Agenda

Purpose and Timeline

Climate Framework Overview

Equity Framework Overview

What the Equity Lens will and will not do:

- Will help identify groups impacted and relevant inequities and disparities.
- Will help identify where data is being collected and what demographic information is available.
- However, demographic data or high-resolution data will not always be available.
- Will not give detailed instructions on how to do effective community outreach and feedback.



Identify
Groups Impacted
 Data Available



Evaluate
 Inequities and
 Disparities



Summarize
 All findings

GROUPS

Identify groups impacted.

- It's essential to identify the specific groups that are impacted, whether positively or negatively. In many cases, a project or action that is intended to benefit one group burdens another. Negative impacts are not always immediately obvious. Without careful consideration, a project may burden – or exclude from benefits – a group that has been historically deprioritized or forgotten.
- Sample Proposed Action:** The creation of a new waste management facility further outside town will impact waste management customers, employees, the neighborhood where the new facility is being built, and programs making use of the old facility.
 - Customers **benefit** from a more efficient system.
 - Employees **benefit** from more efficient system, but are also **burdened** by longer drives.
 - Programs **benefit** from use of old facility.
 - Neighborhood **burdened** by noise and smell from construction and garbage trucks.

1. In the space below, identify any groups or individuals impacted by the proposed action and indicate whether they will benefit or burdened. If an action may have both positive and negative impacts on a specific group, check both boxes.

Groups impacted:	Benefits	Burdened	Unsure
<input type="text"/>	<input type="checkbox"/>	<input type="checkbox"/>	<input type="checkbox"/>
Summary: _____			
<input type="text"/>	<input type="checkbox"/>	<input type="checkbox"/>	<input type="checkbox"/>
Summary: _____			
<input type="text"/>	<input type="checkbox"/>	<input type="checkbox"/>	<input type="checkbox"/>
Summary: _____			
<input type="text"/>	<input type="checkbox"/>	<input type="checkbox"/>	<input type="checkbox"/>
Summary: _____			
<input type="text"/>	<input type="checkbox"/>	<input type="checkbox"/>	<input type="checkbox"/>
Summary: _____			



Identify

Groups Impacted

Data Available



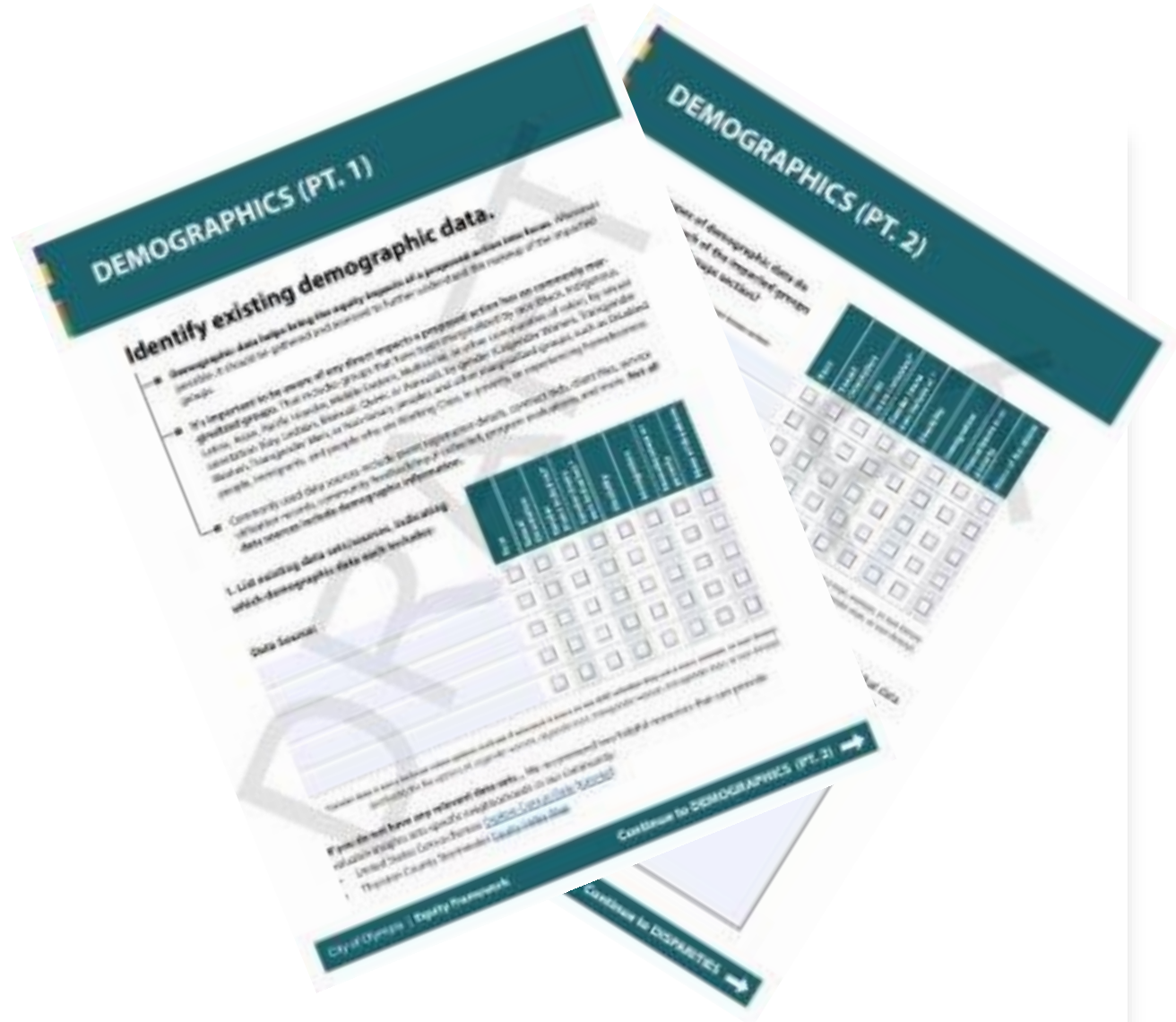
Evaluate

Inequities and
Disparities



Summarize

All findings



DISPARITIES

Identify and address disparities.

- A "disparity" is a difference in treatment, burden, or outcome for different groups that can be seen as unfair.
- Disparities exist in housing, employment, healthcare, the justice system, and other areas. **Whenever possible we should look for places where disparities may be influencing our work and find ways to counteract them.**
- For example, it is a known disparity that people with disabilities and people of color (especially Black people) have significantly lower levels of home ownership. A program or project that benefits only homeowners, will disproportionately benefit White and non-disabled people. **What adjustments or alternatives could you consider that would make the action more equitable?**
- In many cases, disparities are not obvious – especially when demographic data or feedback from impacted groups is limited. One of the best ways to identify possible disparities is to **invite two or three colleagues familiar with the proposed action to review data and discuss possible impacts on marginalized groups.** The more diverse perspectives you invite into the conversation, the less likely you are to overlook ways that your project could reinforce, or provide relief from, an existing disparity.

1. Could the proposed action create disparities or accentuate existing disparities?

2. Is there anything you are doing, or could do, to reduce or eliminate disparities? Have you identified options that would distribute the benefits and burdens more equitably?



Identify

Groups Impacted
Data Available



Evaluate

Inequities and
Disparities



Summarize

All findings



Identify

Groups Impacted
Data Available



Evaluate

Inequities and
Disparities



Summarize

All findings

SUMMARIZE

FINISH
HERE

Now that you have applied a basic equity lens to the proposed action or project, it's time to share what you've learned. Use the answers to these four questions as the outline of your equity analysis for your staff report.

1. Who will benefit from this action, and how? Include the impacted groups and their demographics, highlighting any historically marginalized communities that will be benefitted or burdened.

2. Who will be burdened by this action, and how? Include the impacted groups and their demographics, highlighting any historically marginalized communities that will be benefitted or burdened.

3. How did demographic data shape the picture of who benefits and who is burdened? Note any areas where data was missing or limited.

4. How does the project impact known disparities in our community? What is being done or could be done to make the proposed action more equitable? Are the benefits and burdens distributed equitably?

What Council could see:

Summarize

Prepare to Report and Share

FINISH
HERE

Now that you have analyzed how the proposed action will impact climate mitigation strategies in relevant sectors, it's time to share what you've learned.

1. Overall, what impact will the proposed action have on Greenhouse Gas emissions?

Reduction Long-term Reduction / Near-term Increase Maintain or Increase No impact

2. Describe how the proposed action will impact the implementation of the Thurston Climate Mitigation Plan. Identify all climate mitigation strategies that may be supported or prevented by this decision. If the proposed action will prevent climate mitigation strategies or result in increased greenhouse gas emissions, provide a justification for increased emissions, and describe if any emissions-reducing alternatives were considered.

[Empty text box for describing the impact on the Thurston Climate Mitigation Plan]

City of Olympia | Climate Mitigation Framework

Background and Analysis:

[Give a brief summary of pertinent background information and/or analysis. Prepare a separate background/analysis attachment if more information would be helpful for Council and/or the public. Use underlined, non-bold headers to break up the background information.]

Climate Lens Summary:

[Insert a short summary of the steps and outcomes developed using the Climate Lens Tool.]

Equity Lens Summary:

[Insert a short summary of the steps and outcomes developed using the Equity Lens Tool.]

Neighborhood/Community Interests (if known):

[List relevant neighborhood and/or community concerns, if known. If public/neighborhood comments were received or if we did surveys or other direct outreach, list a summary of the information in this section.]

Options:

[List viable options the Committee may wish to consider. When a decision is being requested, provide 3 options (approve, modify, or don't approve) and state implications if the recommendation is modified or not approved.]

Financial Impact:

[List funding source and available funds or project cost. Tables should be attached rather than included in the staff report.]

Attachments:

[List attachments in order of importance, but do not number them. The first one listed should be what the Committee is being asked to make a recommendation on. Name attachments with one or two words. Examples: Application, Award, Contract, Decision, Map, Minutes, Public Comments, Report]

SUMMARIZE

FINISH
HERE

Now that you have applied a basic equity lens to the proposed action or project, it's time to share what you've learned. Use the answers to these four questions as the outline of your equity analysis for your staff report.

1. Who will benefit from this action, and how? Include the impacted groups and their demographics, highlighting any historically marginalized communities that will be benefitted or burdened.

[Empty text box for question 1]

2. Who will be burdened by this action, and how? Include the impacted groups and their demographics, highlighting any historically marginalized communities that will be benefitted or burdened.

[Empty text box for question 2]

... of who benefits and who is burdened? Note

[Empty text box for question 3]

... ties in our community? What is being done more equitable? Are the benefits and burdens

[Empty text box for question 4]

FINISH
HERE



olympiawa.gov

