



2017 Consolidated Annual Performance & Evaluation Report



olympiawa.gov/CDBG

Community Development Block Grant (CDBG)

The Providence Care Center (shown above) opened in 2017 thanks in part to a \$200,000 CDBG fund. The center hosts services for over 200 homeless, mentally ill and street dependent people.

CR-05 - Goals and Outcomes

Progress the jurisdiction has made in carrying out its strategic plan and its action plan. 91.520(a)

This could be an overview that includes major initiatives and highlights that were proposed and executed throughout the program year.

During Program Year (PY) 2016, the City continued to focus on downtown Olympia via Business Training, Micro Enterprise Training and Downtown Ambassador street outreach. The City also provided CDBG funding to renovate the facility for the Community Care Center – a service center serving homeless and mentally ill people, located in downtown Olympia. In addition, through a substantial amendment, the City added a project to for equipment purchase of a pre-fabricated Public Restroom Facility that was installed in the downtown core.

This amendment also enhanced the funding allocation for the Housing Rehabilitation projects, whose activities are scattered throughout Olympia.

Comparison of the proposed versus actual outcomes for each outcome measure submitted with the consolidated plan and explain, if applicable, why progress was not made toward meeting goals and objectives. 91.520(g)

Categories, priority levels, funding sources and amounts, outcomes/objectives, goal outcome indicators, units of measure, targets, actual outcomes/outputs, and percentage completed for each of the grantee's program year goals.

Table 1 - Accomplishments – Program Year & Strategic Plan to Date

Goal	Category	Source / Amount	Indicator	Unit of Measure	Expected - Strategic Plan	Actual - Strategic Plan	Percent Complete	Expected - Program Year	Actual - Program Year	Percent Complete
Affordable Housing	Affordable Housing	CDBG: \$290,000	Rental Units Rehabilitated	Household Housing Unit	50	0	0	3	0	0.00%
Affordable Housing	Affordable Housing	n/a	Homeowner Housing Rehabilitated	Household Housing Unit	10	0	0	0	0	n/a
Economic Development	Non-Housing Community Development	CDBG: \$27,500	Façade treatment/business building rehabilitation	Business	0	4	0	4	0	0.00%
Economic Development	Non-Housing Community Development	CDBG: \$25,864	Jobs created/retained	Jobs	0	1	1	1	1	100%

Economic Development	Non-Housing Community Development	CDBG: \$18,953	Businesses assisted	Businesses Assisted	125	7	100%	7	12	100%
Homeless Continuum of Care	Homeless	n/a	Homeless Person Overnight Shelter	Persons Assisted	2100	0	0	0	0	n/a
Homeless Continuum of Care	Homeless	n/a	Overnight/Emergency Shelter/Transitional Housing Beds added	Beds	30	0	0	0	0	n/a
Homeless Continuum of Care	Homeless	n/a	Homelessness Prevention	Persons Assisted	600	0	0	0	0	n/a
Homeless Continuum of Care	Homeless	n/a	Housing for Homeless added	Household Housing Unit	150	0	0	0	0	n/a
Public Facilities & Infrastructure	Non-Housing Community Development	CDBG: \$290,000	Public Facility or Infrastructure Activities other than Low/Mod Income Housing Benefit	Persons Assisted	0	0	0.00%	2	3357	100%
Public Facilities & Infrastructure	Non-Housing Community Development	n/a	Buildings Demolished	Buildings	2	0	0	0	0	n/a
Public Services	Non-Homeless Special Needs	CDBG: \$55,397	Public Service Activities other than Low/Mod Income Housing Benefit	Persons Assisted	700	700	100%	1,872	3942	211%
Public Services	Non-Homeless Special Needs	n/a	Public Service Activities for Low/Mod Income Housing Benefit	Households Assisted	0	0	0	0	0	n/a

Public Services	Non-Homeless Special Needs	n/a	Homeless Person Overnight Shelter	Persons Assisted	0	0	0	0	0	n/a
-----------------	----------------------------	-----	-----------------------------------	------------------	---	---	---	---	---	-----

Assess how the jurisdiction’s use of funds, particularly CDBG, addresses the priorities and specific objectives identified in the plan, giving special attention to the highest priority activities identified.

The Five Year Consolidated Plan identified five priorities for the 2013-2017 Consolidated Planning period including public facilities (both public infrastructure and facilities such as community centers), affordable housing, public services (also known as social services) and economic development. Housing and Social Services were identified as the highest priority over the five-year period.

In PY 2016, the City's activities offered a balanced community development approach to the urban hub, with a public restroom, a street outreach program and a community center serving homeless and mentall ill people as well as economic development activities offering business training.

While several housing rehabilitation projects were planned during PY 2016, only one project was started during the program year.

CR-10 - Racial and Ethnic composition of families assisted

Describe the families assisted (including the racial and ethnic status of families assisted).

91.520(a)

White	7,042
Black or African American	1
Asian	1
American Indian or American Native	1
Native Hawaiian or Other Pacific Islander	0
Hispanic	0
Not Hispanic	0
Total	7,045

Table 2 – Table of assistance to racial and ethnic populations by source of funds

Narrative

CR-15 - Resources and Investments 91.520(a)

Identify the resources made available

Source of Funds	Source	Resources Made Available	Amount Expended During Program Year
CDBG		1,064,271	629,682

Table 3 – Resources Made Available

Narrative

The City invested \$629,881.61 of its available CDBG funds for Program Year 2016 and also finished a number of PY 2015 activities and PY 2014 activities.

Identify the geographic distribution and location of investments

Target Area	Planned Percentage of Allocation	Actual Percentage of Allocation	Narrative Description
Downtown Olympia	40%	58%	See Below

Table 4 – Identify the geographic distribution and location of investments

Narrative

The majority of the City's CDBG funded activities were clustered in the urban hub areas of downtown.

Leveraging

Explain how federal funds leveraged additional resources (private, state and local funds), including a description of how matching requirements were satisfied, as well as how any publicly owned land or property located within the jurisdiction that were used to address the needs identified in the plan.

The City successfully leveraged \$823,033 in additional funds, or 1.28 times the CDBG amount of \$642,065. These sources of additional funding included: local City of Olympia funds - \$330,653; local Community Investment Partnership(formerly known as the Home Consortium). funds - \$91,810 (City's Contribution); and, private funds - \$405,570.00. No public lands or property was utilized during this program year.

CR-20 - Affordable Housing 91.520(b)

Evaluation of the jurisdiction's progress in providing affordable housing, including the number and types of families served, the number of extremely low-income, low-income, moderate-income, and middle-income persons served.

	One-Year Goal	Actual
Number of homeless households to be provided affordable housing units	0	0
Number of non-homeless households to be provided affordable housing units	0	0
Number of special-needs households to be provided affordable housing units	0	0
Total	0	0

Table 5- Number of Households

	One-Year Goal	Actual
Number of households supported through rental assistance	0	0
Number of households supported through the production of new units	0	0
Number of households supported through the rehab of existing units	0	0
Number of households supported through the acquisition of existing units	0	0
Total	0	0

Table 6 - Number of Households Supported

Discuss the difference between goals and outcomes and problems encountered in meeting these goals.

The City's five-year goal of 50 total new units of affordable housing breaks down to an average of 10 new units of housing each year of the Consolidated Planning period. The City provided city-owned land, valued at \$700,000 in lieu of CDBG funding to support a Low Income Housing Insititue (LIHI) project called Billy Frank Jr. Place that provided 43 units of newly constructed housing for formerly homeless people at or below 50% of the median family income. During this program year, 58% of the expenditures were on activities located in the urban hub, providing a balance community development approach of economic development and homeless services.

Discuss how these outcomes will impact future annual action plans.

The City will continue to focus on housing rehabilitation and land acquisition projects that will support housing. Additionally, the City works through the County's Community Investment Partnership to fund the development of new affordable housing and rental subsidies that expand housing resources.

Include the number of extremely low-income, low-income, and moderate-income persons served by each activity where information on income by family size is required to determine the eligibility of the activity.

Number of Persons Served	CDBG Actual	HOME Actual
Extremely Low-income	3,942	0
Low-income	3	0
Moderate-income	2	0
Total	3,954	0

Table 7 – Number of Persons Served

Narrative Information

The Ambassador Program provided assistance for a total of 3,942 low- and moderate-income street-dependent individuals during the program year. The Public Restroom Facility project funded the purchase of one public restroom facility that was installed in the City's downtown core. Funding for the Enterprise for Equity program provided assistance for 12 low- and moderate-income entrepreneurs. The Thurston Economic Development Council Business Training and Technical Assistance program created one job for a low/mod income individual.

CR-25 - Homeless and Other Special Needs 91.220(d, e); 91.320(d, e); 91.520(c)
Evaluate the jurisdiction's progress in meeting its specific objectives for reducing and ending homelessness through:

Reaching out to homeless persons (especially unsheltered persons) and assessing their individual needs

The City funded the Downtown Ambassador's street outreach program to reach homeless individuals and families. Additionally, the City participates in the annual Homeless Census on behalf of the Thurston Community Investment Partnership (formerly known as the Home Consortium). The City Council created the Ad Hoc Committee on Housing Affordability (AHCOPA) to explore homeless and affordable housing issues, with a focus on best practices.

Addressing the emergency shelter and transitional housing needs of homeless persons

The City funded the Downtown Ambassador's street outreach program to reach homeless individuals and families. Additionally, the City participates in the annual Homeless Census on behalf of the Thurston County Community Investment Partnership (formerly known as the HOME Consortium).

Helping low-income individuals and families avoid becoming homeless, especially extremely low-income individuals and families and those who are: likely to become homeless after being discharged from publicly funded institutions and systems of care (such as health care facilities, mental health facilities, foster care and other youth facilities, and corrections programs and institutions); and, receiving assistance from public or private agencies that address housing, health, social services, employment, education, or youth needs

The City used local funds through the Community Investment Partnership (CIP) (Formerly known as the Home Consortium) rather than CDBG funds to assist people leaving systems of care described above. Additionally, the City used local funds and worked with regional partners to utilize County and other federal funds to prevent homelessness following discharge from institutions or publicly funded systems of care.

Helping homeless persons (especially chronically homeless individuals and families, families with children, veterans and their families, and unaccompanied youth) make the transition to permanent housing and independent living, including shortening the period of time that individuals and families experience homelessness, facilitating access for homeless individuals and families to affordable housing units, and preventing individuals and families who were recently homeless from becoming homeless again

The City worked with regional partners to utilize County and other federal funds to prevent family homelessness.

CR-30 - Public Housing 91.220(h); 91.320(j)

Actions taken to address the needs of public housing

The City of Olympia made no investments into public housing projects. The only public housing in Olympia is the Casa Madrona Apartments, which are owned and operated by Seattle Housing Authority.

Actions taken to encourage public housing residents to become more involved in management and participate in homeownership

No Actions were taken to encourage public housing residents to become more involved in the management of their rental properties or to participate in home ownership programs.

Actions taken to provide assistance to troubled PHAs

There are no troubled Public Housing Authorities (PHAs) in Olympia. The Housing Authority of Thurston County is a strong and highly effective housing provider.

CR-35 - Other Actions 91.220(j)-(k); 91.320(i)-(j)

Actions taken to remove or ameliorate the negative effects of public policies that serve as barriers to affordable housing such as land use controls, tax policies affecting land, zoning ordinances, building codes, fees and charges, growth limitations, and policies affecting the return on residential investment. 91.220 (j); 91.320 (i)

The City's Planning Commission is currently administering a public policy process called "the Missing Middle" to explore options to increase affordable housing through revisions to the City's Zoning Codes and Development Standards. The City has also participated in a variety of interjurisdictional and local efforts to address public policies that create barriers to affordable housing. These efforts included participation in Thurston Thrives, a regional network of jurisdictional representatives and non-profit housing developers to expand housing resources for low and moderate income people. The City also initiated a public planning process called the Downtown Strategy which included work on a housing strategy that includes preservation and new construction of affordable housing. Additionally, the City continued to strengthen the affordable housing elements of the City's Comprehensive Plan.

Actions taken to address obstacles to meeting underserved needs. 91.220(k); 91.320(j)

The City works with the regional Thurston Thrives planning effort and the interjurisdictional Community Investment Program (formerly known as the Home Consortium) to allocate other federal, state, and local funding for programs that benefit low and moderate income people. The City also works with other jurisdictions and nonprofit organizations to ensure linkage between social services, housing, and shelter resources. The City continues to utilize city general fund monies to support homeowner emergency repair projects.

Actions taken to reduce lead-based paint hazards. 91.220(k); 91.320(j)

The Five Year Consolidated Plan strategy prioritizes housing rehabilitation and social services. All housing rehabilitation projects go through a lead hazard review. The City uses local monies for emergency repairs and includes information on lead paint hazard reduction. The City of Olympia continues to provide general information on lead-based paint hazard reduction for property owners rehabilitating their residential properties, lead workers, and community residents. The City works with the local Housing Authority to implement a regional Lead-Based Paint Hazard Reduction Plan. They also distribute lead paint hazard information and referrals to other local and state-funded testing and lead hazard remediation services.

Actions taken to reduce the number of poverty-level families. 91.220(k); 91.320(j)

The City allocated \$91,810 of City of Olympia funding through an interjurisdictional funding body called the Community Investment Partnership (CIP) (formerly known as the Health and Human Services Council or HSRC) for social service agencies that provide services to persons living below the poverty level. The CIP provided \$486,000 in countywide funds for these services. Services include: Thurston County Food Bank; ROOF Community Services –after school program; Senior Services – Senior Nutrition Program; Together after school program at Evergreen Villages; Community Action Council; Safeplace domestic violence shelter residential services; Behavioral Health Services; CIELO Project; Child Care Action Council; Pizza Klatch LGBT youth support group; and other general social service programs.

Actions taken to develop institutional structure. 91.220(k); 91.320(j)

The City worked with the County Homeless Housing Hub Committee of Thurston Thrives to participate in the County's Continuum of Care for those who are homeless, which is managed with an open, participatory citizen process led by the Thurston County HOME Citizens Advisory Committee (HCAC) and the Housing Task Force (HTF). This committee consists of social service providers, homeless persons, community residents, and homeless service providers. The process undertaken by the committee maintains a standard of increased public involvement in developing the application for McKinney funding.

Actions taken to enhance coordination between public and private housing and social service agencies. 91.220(k); 91.320(j)

The City supported the County-wide Thurston Thrives whose membership includes nonprofit and business representatives for the express purpose of better coordination of public, nonprofit, and private sector resources that benefit low and moderate income people. Additionally, the City supported the Homeless Housing Hub, a sub-group of Thurston Thrives which serves as a network of direct service providers.

Identify actions taken to overcome the effects of any impediments identified in the jurisdictions analysis of impediments to fair housing choice. 91.520(a)

The City is working with Thurston County and the Thurston County Housing Authority to develop a plan for a regional Assessment of Fair Housing, to be completed by the end of 2017. The new Assessment of Fair Housing will include a set of goals (recommendations) to address fair housing issues. At the time of this report, the City continues to follow the recommendations from the 2006 Analysis of Impediments (AI) report, which identified the following impediments:

- **Housing Discrimination:** Housing discrimination primarily affects persons of color, immigrants, the disabled, and families with children. Fair housing testing conducted in 2006 indicated instances of differential treatment against people of color, while complaint data at the federal, state, and local level indicated that persons with disabilities and families with children have been directly impacted by discriminatory conduct in Olympia's housing markets.
- **Discriminatory Lending Practices:** The 2006 analysis of Olympia-area home mortgage lending data showed that lending institutions denied more loans to African Americans and Hispanics. National lending research indicates that minorities are more likely to encounter predatory lending practices when security home mortgage financing.
- **Need for Education:** Although public comment indicates that the public is aware of discrimination occurring in the housing market, the public at large has limited knowledge of protected classes, fair housing laws, and the resources available to them. Fair Housing Actions in Response
The City has undertaken the following actions to promote fair housing choice
- **Fair Housing Education:** The City partnered with the County and the State Human Rights Commission to offer one training in conjunction with the Multi-Family Crime-Free Housing Training on February 14, 2017, which provided fair housing information to the owners and property managers of multi-family housing complexes.
- **Fair Housing Enforcement:** The City takes the following actions to support enforcement:
- The City **web page provides fair housing information** with referrals to the State Human Rights

Commission's Fair Housing Unit.

- The City has a **24-hour automated information phone line** (City Line) with Fair Housing protection information and housing complaint messages (1.360.753.4444, Ext. 3420 and 3440).
- The City places "**Fair Housing**" clauses in all its contracts with rental owners.
- **Planning for Fair Share Affordable Housing:** The City participates in regional planning and other public processes regarding allocation of "Fair Share Affordable Housing" targets to encourage increased supply and geographic distribution of affordable housing.

CR-40 - Monitoring 91.220 and 91.230

Describe the standards and procedures used to monitor activities carried out in furtherance of the plan and used to ensure long-term compliance with requirements of the programs involved, including minority business outreach and the comprehensive planning requirements

The City conducted a comprehensive monitoring of all subrecipient activities, including desk audits and site visits with subsequent written reports. Results showed that all recipients were in full compliance with all applicable CDBG and other rules, regulations and laws.

Citizen Participation Plan 91.105(d); 91.115(d)

Describe the efforts to provide citizens with reasonable notice and an opportunity to comment on performance reports.

The City will hold a 15 day public comment period from October 10th through 5:00 p.m. October 25th, 2017. A public hearing, to take public comment on the CAPER, was held on October 24th during the City Council meeting. The public hearing notice was published in the local newspaper and on the City's website. Additionally, paper copies were made available in multiple public locations.

CR-45 - CDBG 91.520(c)

Specify the nature of, and reasons for, any changes in the jurisdiction's program objectives and indications of how the jurisdiction would change its programs as a result of its experiences.

The jurisdiction shifted funding as a substantial amendment via our citizen participation process to include a total of \$315,000 in newly allocated funds, resulting in a new total allocation of \$805,892 for the Program Year. \$225,000 of the newly allocated funds were added to the initial \$65,000 allocation for Housing Rehabilitation, resulting in an amended allocation of \$290,000 for the project. The remaining \$90,000 of the newly allocated funds were used to fund a new project, the purchase of a Public Restroom Facility to be installed in the City's downtown core.

Does this Jurisdiction have any open Brownfields Economic Development Initiative (BEDI) grants?

There are no open Brownfields Economic Development Initiative projects at this time

[BEDI grantees] Describe accomplishments and program outcomes during the last year.

11. Project Outcomes Data measured under the performance standards developed in consultation with the CoC(s)

The City did not provide CDBG funding for activities in conjunction with the Continuum of Care planning.

CR-60 - ESG 91.520(g) (ESG Recipients only)

**ESG Supplement to the CAPER in *e-snaps*
For Paperwork Reduction Act**

1. Recipient Information—All Recipients Complete

Basic Grant Information

Recipient Name	Olympia
Organizational DUNS Number	142356448
EIN/TIN Number	916001261
Identify the Field Office	SEATTLE
Identify CoC(s) in which the recipient or subrecipient(s) will provide ESG assistance	

ESG Contact Name

Prefix
First Name
Middle Name
Last Name
Suffix
Title

ESG Contact Address

Street Address 1
Street Address 2
City
State
ZIP Code -
Phone Number
Extension
Fax Number
Email Address

ESG Secondary Contact

Prefix
First Name
Last Name
Suffix
Title
Phone Number
Extension
Email Address

2. Reporting Period—All Recipients Complete

Program Year Start Date	09/01/2015
Program Year End Date	08/31/2016

3a. Subrecipient Form – Complete one form for each subrecipient

Subrecipient or Contractor Name

City

State

Zip Code

DUNS Number

Is subrecipient a victim services provider

Subrecipient Organization Type

ESG Subgrant or Contract Award Amount

CR-65 - Persons Assisted

4. Persons Served

4a. Complete for Homelessness Prevention Activities

Number of Persons in Households	Total
Adults	
Children	
Don't Know/Refused/Other	
Missing Information	
Total	

Table 8 – Household Information for Homeless Prevention Activities

4b. Complete for Rapid Re-Housing Activities

Number of Persons in Households	Total
Adults	
Children	
Don't Know/Refused/Other	
Missing Information	
Total	

Table 9 – Household Information for Rapid Re-Housing Activities

4c. Complete for Shelter

Number of Persons in Households	Total
Adults	
Children	
Don't Know/Refused/Other	
Missing Information	
Total	

Table 10 – Shelter Information

4d. Street Outreach

Number of Persons in Households	Total
Adults	
Children	
Don't Know/Refused/Other	
Missing Information	
Total	

Table 11 – Household Information for Street Outreach

4e. Totals for all Persons Served with ESG

Number of Persons in Households	Total
Adults	
Children	
Don't Know/Refused/Other	
Missing Information	
Total	

Table 12 – Household Information for Persons Served with ESG

5. Gender—Complete for All Activities

	Total
Male	
Female	
Transgender	
Don't Know/Refused/Other	
Missing Information	
Total	

Table 13 – Gender Information

6. Age—Complete for All Activities

	Total
Under 18	
18-24	
25 and over	
Don't Know/Refused/Other	
Missing Information	
Total	

Table 14 – Age Information

7. Special Populations Served—Complete for All Activities

Number of Persons in Households

Subpopulation	Total	Total Persons Served – Prevention	Total Persons Served – RRH	Total Persons Served in Emergency Shelters
Veterans				
Victims of Domestic Violence				
Elderly				
HIV/AIDS				
Chronically Homeless				
Persons with Disabilities:				
Severely Mentally Ill				
Chronic Substance Abuse				
Other Disability				
Total (unduplicated if possible)				

Table 15 – Special Population Served

CR-70 – ESG 91.520(g) - Assistance Provided and Outcomes

10. Shelter Utilization

Number of New Units – Rehabbed	
Number of New Units – Conversion	
Total Number of bed - nighths available	
Total Number of bed - nights provided	
Capacity Utilization	

Table 16 – Shelter Capacity

11. Project Outcomes Data measured under the performance standards developed in consultation with the CoC(s)

CR-75 – Expenditures

11. Expenditures

11a. ESG Expenditures for Homelessness Prevention

	Dollar Amount of Expenditures in Program Year		
	2013	2014	2015
Expenditures for Rental Assistance			
Expenditures for Housing Relocation and Stabilization Services - Financial Assistance			
Expenditures for Housing Relocation & Stabilization Services - Services			
Expenditures for Homeless Prevention under Emergency Shelter Grants Program			
Subtotal Homelessness Prevention			

Table 17 – ESG Expenditures for Homelessness Prevention

11b. ESG Expenditures for Rapid Re-Housing

	Dollar Amount of Expenditures in Program Year		
	2013	2014	2015
Expenditures for Rental Assistance			
Expenditures for Housing Relocation and Stabilization Services - Financial Assistance			
Expenditures for Housing Relocation & Stabilization Services - Services			
Expenditures for Homeless Assistance under Emergency Shelter Grants Program			
Subtotal Rapid Re-Housing			

Table 18 – ESG Expenditures for Rapid Re-Housing

11c. ESG Expenditures for Emergency Shelter

	Dollar Amount of Expenditures in Program Year		
	2013	2014	2015
Essential Services			
Operations			
Renovation			
Major Rehab			
Conversion			
Subtotal			

Table 19 – ESG Expenditures for Emergency Shelter

11d. Other Grant Expenditures

	Dollar Amount of Expenditures in Program Year		
	2013	2014	2015
Street Outreach			
HMIS			
Administration			

Table 20 - Other Grant Expenditures

11e. Total ESG Grant Funds

Total ESG Funds Expended	2013	2014	2015

Table 21 - Total ESG Funds Expended

11f. Match Source


	2013	2014	2015
Other Non-ESG HUD Funds			
Other Federal Funds			
State Government			
Local Government			
Private Funds			
Other			
Fees			
Program Income			
Total Match Amount			

Table 22 - Other Funds Expended on Eligible ESG Activities

11g. Total

Total Amount of Funds Expended on ESG Activities	2013	2014	2015

Table 23 - Total Amount of Funds Expended on ESG Activities



Office of Community Planning and Development
U.S. Department of Housing and Urban Development
Integrated Disbursement and Information System
PR26 - CDBG Financial Summary Report
Program Year 2016
Olympia , WA

DATE: 09-29-17
TIME: 12:44
PAGE: 1

PART I: SUMMARY OF CDBG RESOURCES

01 UNEXPENDED CDBG FUNDS AT END OF PREVIOUS PROGRAM YEAR	504,275.64
02 ENTITLEMENT GRANT	340,892.00
03 SURPLUS URBAN RENEWAL	0.00
04 SECTION 108 GUARANTEED LOAN FUNDS	121,000.00
05 CURRENT YEAR PROGRAM INCOME	260,714.87
05a CURRENT YEAR SECTION 108 PROGRAM INCOME (FOR SI TYPE)	0.00
06 FUNDS RETURNED TO THE LINE-OF-CREDIT	0.00
06a FUNDS RETURNED TO THE LOCAL CDBG ACCOUNT	0.00
07 ADJUSTMENT TO COMPUTE TOTAL AVAILABLE	2,735.75
08 TOTAL AVAILABLE (SUM, LINES 01-07)	1,229,618.26

PART II: SUMMARY OF CDBG EXPENDITURES

09 DISBURSEMENTS OTHER THAN SECTION 108 REPAYMENTS AND PLANNING/ADMINISTRATION	571,918.19
10 ADJUSTMENT TO COMPUTE TOTAL AMOUNT SUBJECT TO LOW/MOD BENEFIT	0.00
11 AMOUNT SUBJECT TO LOW/MOD BENEFIT (LINE 09 + LINE 10)	571,918.19
12 DISBURSED IN IDIS FOR PLANNING/ADMINISTRATION	69,287.56
13 DISBURSED IN IDIS FOR SECTION 108 REPAYMENTS	0.00
14 ADJUSTMENT TO COMPUTE TOTAL EXPENDITURES	859.40
15 TOTAL EXPENDITURES (SUM, LINES 11-14)	642,065.15
16 UNEXPENDED BALANCE (LINE 08 - LINE 15)	587,553.11

PART III: LOW/MOD BENEFIT THIS REPORTING PERIOD

17 EXPENDED FOR LOW/MOD HOUSING IN SPECIAL AREAS	0.00
18 EXPENDED FOR LOW/MOD MULTI-UNIT HOUSING	0.00
19 DISBURSED FOR OTHER LOW/MOD ACTIVITIES	537,189.76
20 ADJUSTMENT TO COMPUTE TOTAL LOW/MOD CREDIT	0.00
21 TOTAL LOW/MOD CREDIT (SUM, LINES 17-20)	537,189.76
22 PERCENT LOW/MOD CREDIT (LINE 21/LINE 11)	93.93%

LOW/MOD BENEFIT FOR MULTI-YEAR CERTIFICATIONS


23 PROGRAM YEARS(PY) COVERED IN CERTIFICATION	PY: 2014 PY: 2015 PY: 2016
24 CUMULATIVE NET EXPENDITURES SUBJECT TO LOW/MOD BENEFIT CALCULATION	1,438,754.03
25 CUMULATIVE EXPENDITURES BENEFITING LOW/MOD PERSONS	1,016,114.24
26 PERCENT BENEFIT TO LOW/MOD PERSONS (LINE 25/LINE 24)	70.62%

PART IV: PUBLIC SERVICE (PS) CAP CALCULATIONS

27 DISBURSED IN IDIS FOR PUBLIC SERVICES	53,499.01
28 PS UNLIQUIDATED OBLIGATIONS AT END OF CURRENT PROGRAM YEAR	0.00
29 PS UNLIQUIDATED OBLIGATIONS AT END OF PREVIOUS PROGRAM YEAR	0.00
30 ADJUSTMENT TO COMPUTE TOTAL PS OBLIGATIONS	0.00
31 TOTAL PS OBLIGATIONS (LINE 27 + LINE 28 - LINE 29 + LINE 30)	53,499.01
32 ENTITLEMENT GRANT	340,892.00
33 PRIOR YEAR PROGRAM INCOME	266,548.44
34 ADJUSTMENT TO COMPUTE TOTAL SUBJECT TO PS CAP	0.00
35 TOTAL SUBJECT TO PS CAP (SUM, LINES 32-34)	607,440.44
36 PERCENT FUNDS OBLIGATED FOR PS ACTIVITIES (LINE 31/LINE 35)	8.81%

PART V: PLANNING AND ADMINISTRATION (PA) CAP

37 DISBURSED IN IDIS FOR PLANNING/ADMINISTRATION	69,287.56
38 PA UNLIQUIDATED OBLIGATIONS AT END OF CURRENT PROGRAM YEAR	0.00
39 PA UNLIQUIDATED OBLIGATIONS AT END OF PREVIOUS PROGRAM YEAR	0.00
40 ADJUSTMENT TO COMPUTE TOTAL PA OBLIGATIONS	859.40
41 TOTAL PA OBLIGATIONS (LINE 37 + LINE 38 - LINE 39 +LINE 40)	70,146.96
42 ENTITLEMENT GRANT	340,892.00
43 CURRENT YEAR PROGRAM INCOME	260,714.87
44 ADJUSTMENT TO COMPUTE TOTAL SUBJECT TO PA CAP	0.00
45 TOTAL SUBJECT TO PA CAP (SUM, LINES 42-44)	601,606.87
46 PERCENT FUNDS OBLIGATED FOR PA ACTIVITIES (LINE 41/LINE 45)	11.66%



Office of Community Planning and Development
 U.S. Department of Housing and Urban Development
 Integrated Disbursement and Information System
 PR26 - CDBG Financial Summary Report
 Program Year 2016
 Olympia , WA

DATE: 09-29-17
 TIME: 12:44
 PAGE: 2

LINE 17 DETAIL: ACTIVITIES TO CONSIDER IN DETERMINING THE AMOUNT TO ENTER ON LINE 17

Report returned no data.

LINE 18 DETAIL: ACTIVITIES TO CONSIDER IN DETERMINING THE AMOUNT TO ENTER ON LINE 18

Plan Year	IDIS Project	IDIS Activity	Activity Name	Matrix Code	National Objective	Drawn Amount
2016	5	221	Candlewood Manor	14B	LMH	\$34,278.35
2016	5	222	Candlewood Manor ADC	14B	LMH	\$450.08
				14B	Matrix Code	<u>\$34,728.43</u>
Total						\$34,728.43

LINE 19 DETAIL: ACTIVITIES INCLUDED IN THE COMPUTATION OF LINE 19

Plan Year	IDIS Project	IDIS Activity	Voucher Number	Activity Name	Matrix Code	National Objective	Drawn Amount
2016	11	219	6055688	Public Restroom Facility	03	LMA	\$20,415.86
2016	11	219	6069486	Public Restroom Facility	03	LMA	\$1,796.60
2016	11	219	6071534	Public Restroom Facility	03	LMA	\$70,389.79
2016	11	219	6077280	Public Restroom Facility	03	LMA	\$7,820.15
2016	11	220	6028367	Public Restroom Facility - ADC	03	LMA	\$112.40
2016	11	220	6055688	Public Restroom Facility - ADC	03	LMA	\$4,387.60
					03	Matrix Code	<u>\$104,922.40</u>
2015	12	208	5988521	YMCA Market Study	03F	LMA	\$12,000.00
					03F	Matrix Code	<u>\$12,000.00</u>
2013	24	188	5973423	Downtown Safety Improvement Project	03K	LMA	\$65,000.00
2013	24	188	6060155	Downtown Safety Improvement Project	03K	LMA	\$56,000.00
					03K	Matrix Code	<u>\$121,000.00</u>
2016	6	217	6028372	Providence Community Care Center	03P	LMC	\$40,450.00
2016	6	217	6052273	Providence Community Care Center	03P	LMC	\$23,228.51
2016	6	217	6055684	Providence Community Care Center	03P	LMC	\$136,321.49
2016	6	218	6028363	Providence Community Care Center ADC	03P	LMC	\$505.63
2016	6	218	6040458	Providence Community Care Center ADC	03P	LMC	\$168.50
2016	6	218	6052273	Providence Community Care Center ADC	03P	LMC	\$505.63
2016	6	218	6055684	Providence Community Care Center ADC	03P	LMC	\$112.61
2016	6	218	6057839	Providence Community Care Center ADC	03P	LMC	\$224.82
					03P	Matrix Code	<u>\$201,517.19</u>
2016	4	209	6000350	Downtown Ambassador Program	05	LMC	\$8,523.31
2016	4	209	6010340	Downtown Ambassador Program	05	LMC	\$5,583.00
2016	4	209	6018768	Downtown Ambassador Program	05	LMC	\$5,031.52
2016	4	209	6028372	Downtown Ambassador Program	05	LMC	\$5,160.41
2016	4	209	6052271	Downtown Ambassador Program	05	LMC	\$5,166.72
2016	4	209	6055683	Downtown Ambassador Program	05	LMC	\$11,661.50
2016	4	209	6069486	Downtown Ambassador Program	05	LMC	\$4,120.75
2016	4	209	6077280	Downtown Ambassador Program	05	LMC	\$6,023.01
2016	4	214	6000352	Downtown Ambassador Program ADC	05	LMC	\$542.18
2016	4	214	6010340	Downtown Ambassador Program ADC	05	LMC	\$561.75
2016	4	214	6028361	Downtown Ambassador Program ADC	05	LMC	\$561.76
2016	4	214	6040457	Downtown Ambassador Program ADC	05	LMC	\$168.50
2016	4	214	6052273	Downtown Ambassador Program ADC	05	LMC	\$168.50
2016	4	214	6057839	Downtown Ambassador Program ADC	05	LMC	\$112.40
2016	4	214	6077280	Downtown Ambassador Program ADC	05	LMC	\$113.70
					05	Matrix Code	<u>\$53,499.01</u>
2016	8	215	6028372	Economic Development - Technical Assistance	18B	LMJ	\$6,465.05
2016	8	215	6052269	Economic Development - Technical Assistance	18B	LMJ	\$11,803.96
2016	8	215	6077280	Economic Development - Technical Assistance	18B	LMJ	\$7,304.40
2016	8	216	6018770	Economic Development - Technical Assistance ADC	18B	LMA	\$108.37



U.S. Department of Housing and Urban Development
 Office of Community Planning and Development
 Integrated Disbursement and Information System
 CDBG Activity Summary Report (GPR) for Program Year 2016
 Olympia

Date: 29-Sep-2017
 Time: 12:47
 Page: 1

PGM Year: 2013
Project: 0024 - Downtown Public Facilities Improvements
IDIS Activity: 188 - Downtown Safety Improvement Project

Status: Open
Location: 601 4th Ave E Olympia, WA 98501-1112

Objective: Create suitable living environments
Outcome: Availability/accessibility
Matrix Code: Street Improvements (03K)

National Objective: LMA

Initial Funding Date: 04/21/2015

Description:

Install street lighting in 13 public alleyways and reconstruct a sidewalk and add ADA curb cuts.
 Both projects will take place in the city's downtown core, Census Tract 101, Block 1.

Financing

	Fund Type	Grant Year	Grant	Funded Amount	Drawn In Program Year	Drawn Thru Program Year
CDBG	SL	2011	B11MC530012	\$315,000.00	\$121,000.00	\$315,000.00
Total	Total			\$315,000.00	\$121,000.00	\$315,000.00

Proposed Accomplishments

People (General) : 1
 Total Population in Service Area: 515
 Census Tract Percent Low / Mod: 90.29

Annual Accomplishments

Years	Accomplishment Narrative	# Benefiting
2013	Project was not funded during PY 2013. Work will be performed during PY 2014.	
2014	Project was initiated during PY 2014; work will be completed in PY 2015	
2015		



U.S. Department of Housing and Urban Development
 Office of Community Planning and Development
 Integrated Disbursement and Information System
 CDBG Activity Summary Report (GPR) for Program Year 2016
 Olympia

Date: 29-Sep-2017
 Time: 12:47
 Page: 2

PGM Year: 2014
Project: 0004 - Public Facilities: Isthmus Park Building Demolition
IDIS Activity: 191 - Isthmus Park Building Demolition

Status: Completed 9/7/2016 12:00:00 AM **Objective:** Create economic opportunities
Location: 529 4th Ave W 4th Ave W Olympia, WA 98501-1009 **Outcome:** Sustainability
Matrix Code: Clearance and Demolition (04) **National Objective:** SBS

Initial Funding Date: 10/31/2014

Description:
 Demolition of a derelict building

Financing

	Fund Type	Grant Year	Grant	Funded Amount	Drawn In Program Year	Drawn Thru Program Year
CDBG	EN	2010	B10MC530012		\$0.00	\$0.00
		2013	B13MC530012		\$0.00	\$0.00
	PI			\$250,000.00	\$0.00	\$250,000.00
Total	Total			\$250,000.00	\$0.00	\$250,000.00

Proposed Accomplishments

Public Facilities : 1

Annual Accomplishments

Years	Accomplishment Narrative	# Benefiting
2014	Project engineering and design were completed in spring 2014 and contract sent out for bid. Contract for asbestos removal was approved and work started in June 2015. Asbestos removal portion of the contract was completed by July 2015. Additional work will continue in Program Year 2015	



U.S. Department of Housing and Urban Development
 Office of Community Planning and Development
 Integrated Disbursement and Information System
 CDBG Activity Summary Report (GPR) for Program Year 2016
 Olympia

Date: 29-Sep-2017
 Time: 12:47
 Page: 3

PGM Year: 2014
Project: 0003 - Economic Development-CPTED Safety Program
IDIS Activity: 193 - SAFEPLACE SECURITY LIGHTING

Status: Completed 9/7/2016 12:00:00 AM
Location: 521 Legion Way SE Olympia, WA 98501-1422

Objective: Create suitable living environments
Outcome: Availability/accessibility
Matrix Code: Neighborhood Facilities (03E)

National Objective: LMA

Initial Funding Date: 06/16/2015

Description:

Install security lighting on community center building exterior.

Financing

	Fund Type	Grant Year	Grant	Funded Amount	Drawn In Program Year	Drawn Thru Program Year
CDBG	PI			\$4,838.78	\$0.00	\$4,838.78
Total	Total			\$4,838.78	\$0.00	\$4,838.78

Proposed Accomplishments

Public Facilities : 1
 Total Population in Service Area: 1,050
 Census Tract Percent Low / Mod: 70.48

Annual Accomplishments

Years	Accomplishment Narrative	# Benefiting
2014	Install security lighting in an urban community center. Project to be completed in Program Year 2015.	



U.S. Department of Housing and Urban Development
 Office of Community Planning and Development
 Integrated Disbursement and Information System
 CDBG Activity Summary Report (GPR) for Program Year 2016
 Olympia

Date: 29-Sep-2017
 Time: 12:47
 Page: 4

PGM Year: 2014
Project: 0002 - Economic Development-Small Business Loans
IDIS Activity: 194 - National Development Council Technical Assistance

Status: Completed 3/22/2017 12:00:00 AM
Location: 601 4th Ave E Olympia, WA 98501-1112

Objective: Create economic opportunities
Outcome: Sustainability
Matrix Code: ED Technical Assistance (18B)

National Objective: LMJ

Initial Funding Date: 06/23/2015

Description:

Financing

	Fund Type	Grant Year	Grant	Funded Amount	Drawn In Program Year	Drawn Thru Program Year
CDBG	EN	Pre-2015		\$21,277.02	\$0.00	\$0.00
		2010	B10MC530012		\$0.00	\$21,277.02
		2013	B13MC530012		\$0.00	\$0.00
		2014	B14MC530012		\$0.00	\$0.00
	PI			\$28,818.98	\$0.00	\$28,818.98
Total	Total			\$50,096.00	\$0.00	\$50,096.00


Proposed Accomplishments

Jobs : 10

Actual Accomplishments

Number assisted:

	Owner		Renter		Total		Person	
	Total	Hispanic	Total	Hispanic	Total	Hispanic	Total	Hispanic
White:	0	0	0	0	0	0	4	0
Black/African American:	0	0	0	0	0	0	0	0
Asian:	0	0	0	0	0	0	0	0
American Indian/Alaskan Native:	0	0	0	0	0	0	0	0
Native Hawaiian/Other Pacific Islander:	0	0	0	0	0	0	0	0
American Indian/Alaskan Native & White:	0	0	0	0	0	0	0	0
Asian White:	0	0	0	0	0	0	0	0
Black/African American & White:	0	0	0	0	0	0	0	0
American Indian/Alaskan Native & Black/African American:	0	0	0	0	0	0	0	0
Other multi-racial:	0	0	0	0	0	0	0	0
Asian/Pacific Islander:	0	0	0	0	0	0	0	0
Hispanic:	0	0	0	0	0	0	0	0



U.S. Department of Housing and Urban Development
 Office of Community Planning and Development
 Integrated Disbursement and Information System
 CDBG Activity Summary Report (GPR) for Program Year 2016
 Olympia

Date: 29-Sep-2017
 Time: 12:47
 Page: 6

PGM Year: 2014
Project: 0003 - Economic Development-CPTED Safety Program
IDIS Activity: 195 - Temple Beth Hatfiloh CPTED

Status: Completed 9/7/2016 12:00:00 AM
Location: 201 8th Ave SE Olympia, WA 98501-1305

Objective: Create suitable living environments
Outcome: Availability/accessibility
Matrix Code: Neighborhood Facilities (03E)

National Objective: LMA

Initial Funding Date: 06/25/2015

Description:

Provide security lighting for the community center

Financing

	Fund Type	Grant Year	Grant	Funded Amount	Drawn In Program Year	Drawn Thru Program Year
CDBG	EN	Pre-2015		\$5,575.30	\$0.00	\$0.00
		2010	B10MC530012		\$0.00	\$5,575.30
		2013	B13MC530012		\$0.00	\$0.00
	PI			\$24.70	\$0.00	\$24.70
Total	Total			\$5,600.00	\$0.00	\$5,600.00

Proposed Accomplishments

Public Facilities : 1
 Total Population in Service Area: 1,050
 Census Tract Percent Low / Mod: 70.48

Annual Accomplishments

Years	Accomplishment Narrative	# Benefitting
2014	Security lighting project for urban community center. Project to be completed in Program Year 2015.	



U.S. Department of Housing and Urban Development
 Office of Community Planning and Development
 Integrated Disbursement and Information System
 CDBG Activity Summary Report (GPR) for Program Year 2016
 Olympia

Date: 29-Sep-2017
 Time: 12:47
 Page: 7

PGM Year: 2015
Project: 0007 - Planning and Administration-PY 2015
IDIS Activity: 196 - PY2015 General Administration & Planning

Status: Completed 9/13/2017 12:00:00 AM
Location: ,

Objective:
Outcome:
Matrix Code: General Program Administration (21A) **National Objective:**

Initial Funding Date: 10/14/2015

Description:
 Provide overall general administration for PY 2015

Financing

	Fund Type	Grant Year	Grant	Funded Amount	Drawn In Program Year	Drawn Thru Program Year
CDBG	EN	Pre-2015		\$18,456.40	\$0.00	\$0.00
		2010	B10MC530012		\$0.00	\$1,240.00
		2014	B14MC530012		\$0.00	\$17,216.40
		2015	B15MC530012	\$21,080.15	\$0.00	\$21,080.15
	PI			\$54,549.69	\$0.00	\$54,549.69
Total	Total			\$94,086.24	\$0.00	\$94,086.24

Proposed Accomplishments

Actual Accomplishments

Number assisted:

	Owner		Renter		Total		Person	
	Total	Hispanic	Total	Hispanic	Total	Hispanic	Total	Hispanic
White:					0	0		
Black/African American:					0	0		
Asian:					0	0		
American Indian/Alaskan Native:					0	0		
Native Hawaiian/Other Pacific Islander:					0	0		
American Indian/Alaskan Native & White:					0	0		
Asian White:					0	0		
Black/African American & White:					0	0		
American Indian/Alaskan Native & Black/African American:					0	0		
Other multi-racial:					0	0		
Asian/Pacific Islander:					0	0		
Hispanic:					0	0		



U.S. Department of Housing and Urban Development
Office of Community Planning and Development
Integrated Disbursement and Information System
CDBG Activity Summary Report (GPR) for Program Year 2016
Olympia

Date: 29-Sep-2017

Time: 12:47

Page: 8

Total: 0 0 0 0 0 0 0 0

Female-headed Households: 0

Income Category:

	Owner	Renter	Total	Person
Extremely Low			0	
Low Mod			0	
Moderate			0	
Non Low Moderate			0	
Total	0	0	0	0
Percent Low/Mod				

Annual Accomplishments

No data returned for this view. This might be because the applied filter excludes all data.



U.S. Department of Housing and Urban Development
 Office of Community Planning and Development
 Integrated Disbursement and Information System
 CDBG Activity Summary Report (GPR) for Program Year 2016
 Olympia

Date: 29-Sep-2017
 Time: 12:47
 Page: 9

PGM Year: 2015
Project: 0006 - Downtown Ambassador Program
IDIS Activity: 197 - CRC Downtown Ambassador Program

Status: Completed 9/13/2017 12:00:00 AM
Location: 1000 Cherry St SE Olympia, WA 98501-1433

Objective: Create suitable living environments
Outcome: Availability/accessibility
Matrix Code: Public Services (General) (05) **National Objective:** LMC

Initial Funding Date: 11/12/2015

Description:
 Provide citizen contacts with up to 150 homeless and mentally ill persons.

Financing

	Fund Type	Grant Year	Grant	Funded Amount	Drawn In Program Year	Drawn Thru Program Year
CDBG	EN	Pre-2015		\$20,819.25	\$0.00	\$0.00
		2010	B10MC530012		\$0.00	\$14,083.02
		2014	B14MC530012		\$0.00	\$6,736.23
	PI			\$34,064.81	\$0.00	\$34,064.81
Total	Total			\$54,884.06	\$0.00	\$54,884.06


Proposed Accomplishments

People (General) : 150

Actual Accomplishments

Number assisted:

	Owner		Renter		Total		Person	
	Total	Hispanic	Total	Hispanic	Total	Hispanic	Total	Hispanic
White:	0	0	0	0	0	0	244	0
Black/African American:	0	0	0	0	0	0	0	0
Asian:	0	0	0	0	0	0	0	0
American Indian/Alaskan Native:	0	0	0	0	0	0	0	0
Native Hawaiian/Other Pacific Islander:	0	0	0	0	0	0	0	0
American Indian/Alaskan Native & White:	0	0	0	0	0	0	0	0
Asian White:	0	0	0	0	0	0	0	0
Black/African American & White:	0	0	0	0	0	0	0	0
American Indian/Alaskan Native & Black/African American:	0	0	0	0	0	0	0	0
Other multi-racial:	0	0	0	0	0	0	0	0
Asian/Pacific Islander:	0	0	0	0	0	0	0	0
Hispanic:	0	0	0	0	0	0	0	0



U.S. Department of Housing and Urban Development
 Office of Community Planning and Development
 Integrated Disbursement and Information System
 CDBG Activity Summary Report (GPR) for Program Year 2016
 Olympia

Date: 29-Sep-2017
 Time: 12:47
 Page: 10

Total: 0 0 0 0 0 0 244 0

Female-headed Households: 0 0 0 0

Income Category:

	Owner	Renter	Total	Person
Extremely Low	0	0	0	244
Low Mod	0	0	0	0
Moderate	0	0	0	0
Non Low Moderate	0	0	0	0
Total	0	0	0	244
Percent Low/Mod	100.0%			

Annual Accomplishments

Years	Accomplishment Narrative	# Benefitting
2015	Sept 2015: Provided street outreach and referral services to 244 street-dependent persons in Downtown Olympia.	



U.S. Department of Housing and Urban Development
 Office of Community Planning and Development
 Integrated Disbursement and Information System
 CDBG Activity Summary Report (GPR) for Program Year 2016
 Olympia

Date: 29-Sep-2017
 Time: 12:47
 Page: 11

PGM Year: 2015
Project: 0006 - Downtown Ambassador Program
IDIS Activity: 198 - Downtown Ambassador Program ADC

Status: Completed 9/13/2017 12:00:00 AM
Location: 601 4th Ave E Olympia, WA 98501-1112

Objective: Create suitable living environments
Outcome: Availability/accessibility
Matrix Code: Public Services (General) (05)

National Objective: LMC

Initial Funding Date: 01/25/2016

Description:

Activity delivery costs necessary to manage the program.

Financing

	Fund Type	Grant Year	Grant	Funded Amount	Drawn In Program Year	Drawn Thru Program Year
CDBG	EN	Pre-2015		\$560.60	\$0.00	\$0.00
		2010	B10MC530012		\$0.00	\$108.34
		2014	B14MC530012		\$0.00	\$452.26
	PI			\$952.03	\$0.00	\$952.03
Total	Total			\$1,512.63	\$0.00	\$1,512.63

Proposed Accomplishments

Actual Accomplishments

Number assisted:

	Owner		Renter		Total		Person	
	Total	Hispanic	Total	Hispanic	Total	Hispanic	Total	Hispanic
White:	0	0	0	0	0	0		0
Black/African American:	0	0	0	0	0	0	0	0
Asian:	0	0	0	0	0	0	0	0
American Indian/Alaskan Native:	0	0	0	0	0	0	0	0
Native Hawaiian/Other Pacific Islander:	0	0	0	0	0	0	0	0
American Indian/Alaskan Native & White:	0	0	0	0	0	0	0	0
Asian White:	0	0	0	0	0	0	0	0
Black/African American & White:	0	0	0	0	0	0	0	0
American Indian/Alaskan Native & Black/African American:	0	0	0	0	0	0	0	0
Other multi-racial:	0	0	0	0	0	0	0	0
Asian/Pacific Islander:	0	0	0	0	0	0	0	0
Hispanic:	0	0	0	0	0	0	0	0
Total:	0	0	0	0	0	0	0	0



U.S. Department of Housing and Urban Development
Office of Community Planning and Development
Integrated Disbursement and Information System
CDBG Activity Summary Report (GPR) for Program Year 2016
Olympia

Date: 29-Sep-2017

Time: 12:47

Page: 12

Female-headed Households:

0 0 0

Income Category:

	Owner	Renter	Total	Person
Extremely Low	0	0	0	0
Low Mod	0	0	0	0
Moderate	0	0	0	0
Non Low Moderate	0	0	0	0
Total	0	0	0	0

Percent Low/Mod

Annual Accomplishments

No data returned for this view. This might be because the applied filter excludes all data.



U.S. Department of Housing and Urban Development
 Office of Community Planning and Development
 Integrated Disbursement and Information System
 CDBG Activity Summary Report (GPR) for Program Year 2016
 Olympia

Date: 29-Sep-2017
 Time: 12:47
 Page: 13

PGM Year: 2014
Project: 0005 - Public Facilities Debt Service
IDIS Activity: 199 - Section 108 Loan Debt Service

Status: Completed 9/8/2016 12:00:00 AM
Location: ,

Objective:
Outcome:
Matrix Code: Planned Repayment of Section 108 Loan Principal (19F) **National Objective:**

Initial Funding Date: 04/19/2016

Description:
 Partial repayment of Section 108 Loan, which funded the installation of lighting in approximately 13 alleys and one key sidewalk accessibility project.

Financing

	Fund Type	Grant Year	Grant	Funded Amount	Drawn In Program Year	Drawn Thru Program Year
CDBG	PI			\$64,344.26	\$0.00	\$64,344.26
Total	Total			\$64,344.26	\$0.00	\$64,344.26


Proposed Accomplishments

Actual Accomplishments

<i>Number assisted:</i>	Owner		Renter		Total		Person	
	Total	Hispanic	Total	Hispanic	Total	Hispanic	Total	Hispanic
White:					0	0		
Black/African American:					0	0		
Asian:					0	0		
American Indian/Alaskan Native:					0	0		
Native Hawaiian/Other Pacific Islander:					0	0		
American Indian/Alaskan Native & White:					0	0		
Asian White:					0	0		
Black/African American & White:					0	0		
American Indian/Alaskan Native & Black/African American:					0	0		
Other multi-racial:					0	0		
Asian/Pacific Islander:					0	0		
Hispanic:					0	0		
Total:	0	0	0	0	0	0	0	0
Female-headed Households:					0			

Income Category:

Owner Renter Total Person



U.S. Department of Housing and Urban Development
Office of Community Planning and Development
Integrated Disbursement and Information System
CDBG Activity Summary Report (GPR) for Program Year 2016
Olympia

Date: 29-Sep-2017

Time: 12:47

Page: 14

Extremely Low			0	
Low Mod			0	
Moderate			0	
Non Low Moderate			0	
Total	0	0	0	0
Percent Low/Mod				

Annual Accomplishments

No data returned for this view. This might be because the applied filter excludes all data.



U.S. Department of Housing and Urban Development
 Office of Community Planning and Development
 Integrated Disbursement and Information System
 CDBG Activity Summary Report (GPR) for Program Year 2016
 Olympia

Date: 29-Sep-2017
 Time: 12:47
 Page: 15

PGM Year: 2015
Project: 0002 - Repayment of Section 108 Loan
IDIS Activity: 200 - Section 108 Loan Debt Service

Status: Completed 9/8/2016 12:00:00 AM
Location: ,

Objective:
Outcome:
Matrix Code: Unplanned Repayment of Section 108 Loan Principal (19G) **National Objective:**

Initial Funding Date: 04/19/2016

Description:
 Partial repayment of Section 108 Loan (payment #2 paid early), which funded the installation of lighting in approximately 13 alleys and one key sidewalk accessibility project.

Financing

	Fund Type	Grant Year	Grant	Funded Amount	Drawn In Program Year	Drawn Thru Program Year
CDBG	PI			\$65,000.00	\$0.00	\$65,000.00
Total	Total			\$65,000.00	\$0.00	\$65,000.00

Proposed Accomplishments

Actual Accomplishments

Number assisted:

	Owner		Renter		Total		Person	
	Total	Hispanic	Total	Hispanic	Total	Hispanic	Total	Hispanic
White:					0	0		
Black/African American:					0	0		
Asian:					0	0		
American Indian/Alaskan Native:					0	0		
Native Hawaiian/Other Pacific Islander:					0	0		
American Indian/Alaskan Native & White:					0	0		
Asian White:					0	0		
Black/African American & White:					0	0		
American Indian/Alaskan Native & Black/African American:					0	0		
Other multi-racial:					0	0		
Asian/Pacific Islander:					0	0		
Hispanic:					0	0		
Total:	0	0	0	0	0	0	0	0
Female-headed Households:					0			

Income Category:

Owner Renter Total Person



U.S. Department of Housing and Urban Development
Office of Community Planning and Development
Integrated Disbursement and Information System
CDBG Activity Summary Report (GPR) for Program Year 2016
Olympia

Date: 29-Sep-2017

Time: 12:47

Page: 16

Extremely Low			0	
Low Mod			0	
Moderate			0	
Non Low Moderate			0	
Total	0	0	0	0
Percent Low/Mod				

Annual Accomplishments

No data returned for this view. This might be because the applied filter excludes all data.



U.S. Department of Housing and Urban Development
 Office of Community Planning and Development
 Integrated Disbursement and Information System
 CDBG Activity Summary Report (GPR) for Program Year 2016
 Olympia

Date: 29-Sep-2017
 Time: 12:47
 Page: 17

PGM Year: 2015
Project: 0002 - Repayment of Section 108 Loan
IDIS Activity: 201 - Section 108 Loan Debt Service Payment 3

Status: Completed 9/8/2016 12:00:00 AM
Location: ,
Objective:
Outcome:
Matrix Code: Planned Repayment of Section 108 Loan Principal (19F)
National Objective:

Initial Funding Date: 06/02/2016

Description:

Partial repayment of Section 108 loan, which funded the installation of lighting in approximately 13 alleys and 1 key sidewalk accessibility project.

Financing

	Fund Type	Grant Year	Grant	Funded Amount	Drawn In Program Year	Drawn Thru Program Year
CDBG	EN	Pre-2015		\$9,067.28	\$0.00	\$0.00
		2010	B10MC530012		\$0.00	\$9,067.28
	PI			\$55,971.99	\$0.00	\$55,971.99
Total	Total			\$65,039.27	\$0.00	\$65,039.27

Proposed Accomplishments


Actual Accomplishments

Number assisted:

	Owner		Renter		Total		Person	
	Total	Hispanic	Total	Hispanic	Total	Hispanic	Total	Hispanic
White:					0	0		
Black/African American:					0	0		
Asian:					0	0		
American Indian/Alaskan Native:					0	0		
Native Hawaiian/Other Pacific Islander:					0	0		
American Indian/Alaskan Native & White:					0	0		
Asian White:					0	0		
Black/African American & White:					0	0		
American Indian/Alaskan Native & Black/African American:					0	0		
Other multi-racial:					0	0		
Asian/Pacific Islander:					0	0		
Hispanic:					0	0		
Total:	0	0	0	0	0	0	0	0

Female-headed Households:

0



U.S. Department of Housing and Urban Development
Office of Community Planning and Development
Integrated Disbursement and Information System
CDBG Activity Summary Report (GPR) for Program Year 2016
Olympia

Date: 29-Sep-2017

Time: 12:47


Page: 18

Income Category:

	Owner	Renter	Total	Person
Extremely Low			0	
Low Mod			0	
Moderate			0	
Non Low Moderate			0	
Total	0	0	0	0
Percent Low/Mod				

Annual Accomplishments

No data returned for this view. This might be because the applied filter excludes all data.



U.S. Department of Housing and Urban Development
 Office of Community Planning and Development
 Integrated Disbursement and Information System
 CDBG Activity Summary Report (GPR) for Program Year 2016
 Olympia

Date: 29-Sep-2017
 Time: 12:47
 Page: 19

PGM Year: 2015
Project: 0012 - YMCA Market Study
IDIS Activity: 208 - YMCA Market Study

Status: Open
Location: 510 Franklin St SE Olympia, WA 98501-1336

Objective: Create suitable living environments
Outcome: Sustainability
Matrix Code: Parks, Recreational Facilities (03F)

National Objective: LMA

Initial Funding Date: 12/02/2016

Description:

CDBG monies will fund a market study to assist SSYMCA to determine the future operation of the Downtown Olympia YMCA.

Financing

	Fund Type	Grant Year	Grant	Funded Amount	Drawn In Program Year	Drawn Thru Program Year
CDBG	EN	2015	B15MC530012	\$11,018.08	\$11,018.08	\$11,018.08
	PI			\$981.92	\$981.92	\$981.92
Total	Total			\$12,000.00	\$12,000.00	\$12,000.00

Proposed Accomplishments

Public Facilities : 6,642
 Total Population in Service Area: 515
 Census Tract Percent Low / Mod: 90.29

Annual Accomplishments

No data returned for this view. This might be because the applied filter excludes all data.



U.S. Department of Housing and Urban Development
 Office of Community Planning and Development
 Integrated Disbursement and Information System
 CDBG Activity Summary Report (GPR) for Program Year 2016
 Olympia

Date: 29-Sep-2017
 Time: 12:47
 Page: 20

PGM Year: 2016
Project: 0004 - Downtown Ambassador Program
IDIS Activity: 209 - Downtown Ambassador Program

Status: Completed 9/14/2017 12:00:00 AM
Location: 1000 Cherry St SE Olympia, WA 98501-1433

Objective: Create suitable living environments
Outcome: Availability/accessibility
Matrix Code: Public Services (General) (05)

National Objective: LMC

Initial Funding Date: 12/06/2016

Description:

Provide citizen contact, services and referrals for up to 150 homeless and mentally ill people monthly

Financing

	Fund Type	Grant Year	Grant	Funded Amount	Drawn In Program Year	Drawn Thru Program Year
CDBG	EN	2016	B16MC530012	\$33,982.27	\$33,982.27	\$33,982.27
	PI			\$17,287.95	\$17,287.95	\$17,287.95
Total	Total			\$51,270.22	\$51,270.22	\$51,270.22


Proposed Accomplishments

People (General) : 1,800

Actual Accomplishments

Number assisted:

	Owner		Renter		Total		Person	
	Total	Hispanic	Total	Hispanic	Total	Hispanic	Total	Hispanic
White:	0	0	0	0	0	0	3,942	0
Black/African American:	0	0	0	0	0	0	0	0
Asian:	0	0	0	0	0	0	0	0
American Indian/Alaskan Native:	0	0	0	0	0	0	0	0
Native Hawaiian/Other Pacific Islander:	0	0	0	0	0	0	0	0
American Indian/Alaskan Native & White:	0	0	0	0	0	0	0	0
Asian White:	0	0	0	0	0	0	0	0
Black/African American & White:	0	0	0	0	0	0	0	0
American Indian/Alaskan Native & Black/African American:	0	0	0	0	0	0	0	0
Other multi-racial:	0	0	0	0	0	0	0	0
Asian/Pacific Islander:	0	0	0	0	0	0	0	0
Hispanic:	0	0	0	0	0	0	0	0
Total:	0	0	0	0	0	0	3,942	0
Female-headed Households:	0		0		0			



U.S. Department of Housing and Urban Development
Office of Community Planning and Development
Integrated Disbursement and Information System
CDBG Activity Summary Report (GPR) for Program Year 2016
Olympia

Date: 29-Sep-2017

Time: 12:47

Page: 21

Income Category:

	Owner	Renter	Total	Person
Extremely Low	0	0	0	3,942
Low Mod	0	0	0	0
Moderate	0	0	0	0
Non Low Moderate	0	0	0	0
Total	0	0	0	3,942
Percent Low/Mod				100.0%

Annual Accomplishments

Years	Accomplishment Narrative	# Benefitting
2016	Street outreach to homeless and mentally ill street-dependent people in Olympia's downtown core.	



U.S. Department of Housing and Urban Development
 Office of Community Planning and Development
 Integrated Disbursement and Information System
 CDBG Activity Summary Report (GPR) for Program Year 2016
 Olympia

Date: 29-Sep-2017
 Time: 12:47
 Page: 22

PGM Year: 2016
Project: 0010 - Planning and Administration-PY 2016
IDIS Activity: 210 - Planning and Administration PY2016

Status: Open
Location: ,

Objective:
Outcome:
Matrix Code: General Program Administration (21A) **National Objective:**

Initial Funding Date: 12/06/2016

Description:

Financing

	Fund Type	Grant Year	Grant	Funded Amount	Drawn In Program Year	Drawn Thru Program Year
CDBG	EN	2016	B16MC530012	\$14,977.65	\$14,977.65	\$14,977.65
	PI			\$54,309.91	\$54,309.91	\$54,309.91
Total	Total			\$69,287.56	\$69,287.56	\$69,287.56

Proposed Accomplishments

Actual Accomplishments

Number assisted:

	Owner		Renter		Total		Person	
	Total	Hispanic	Total	Hispanic	Total	Hispanic	Total	Hispanic
White:					0	0		
Black/African American:					0	0		
Asian:					0	0		
American Indian/Alaskan Native:					0	0		
Native Hawaiian/Other Pacific Islander:					0	0		
American Indian/Alaskan Native & White:					0	0		
Asian White:					0	0		
Black/African American & White:					0	0		
American Indian/Alaskan Native & Black/African American:					0	0		
Other multi-racial:					0	0		
Asian/Pacific Islander:					0	0		
Hispanic:					0	0		
Total:	0	0	0	0	0	0	0	0
Female-headed Households:					0			



U.S. Department of Housing and Urban Development
Office of Community Planning and Development
Integrated Disbursement and Information System
CDBG Activity Summary Report (GPR) for Program Year 2016
Olympia

Date: 29-Sep-2017

Time: 12:47

Page: 23

Income Category:

	Owner	Renter	Total	Person
Extremely Low			0	
Low Mod			0	
Moderate			0	
Non Low Moderate			0	
Total	0	0	0	0
Percent Low/Mod				

Annual Accomplishments

No data returned for this view. This might be because the applied filter excludes all data.



U.S. Department of Housing and Urban Development
 Office of Community Planning and Development
 Integrated Disbursement and Information System
 CDBG Activity Summary Report (GPR) for Program Year 2016
 Olympia

Date: 29-Sep-2017
 Time: 12:47
 Page: 24

PGM Year: 2016
Project: 0007 - Micro & Small Business Training
IDIS Activity: 212 - Micro & Small Business Training

Status: Completed 9/25/2017 12:00:00 AM
Location: Address Suppressed

Objective: Create economic opportunities
Outcome: Sustainability
Matrix Code: Micro-Enterprise Assistance (18C) **National Objective:** LMCMC

Initial Funding Date: 12/02/2016

Description:
 Fund a micro enterprise training and assistance program for low and moderate income entrepreneurs.

Financing

	Fund Type	Grant Year	Grant	Funded Amount	Drawn In Program Year	Drawn Thru Program Year
CDBG	EN	2016	B16MC530012	\$17,057.70	\$17,057.70	\$17,057.70
Total	Total			\$17,057.70	\$17,057.70	\$17,057.70


Proposed Accomplishments

People (General) : 7

Actual Accomplishments

Number assisted:

	Owner		Renter		Total		Person	
	Total	Hispanic	Total	Hispanic	Total	Hispanic	Total	Hispanic
White:	0	0	0	0	0	0	10	0
Black/African American:	0	0	0	0	0	0	1	0
Asian:	0	0	0	0	0	0	1	0
American Indian/Alaskan Native:	0	0	0	0	0	0	0	0
Native Hawaiian/Other Pacific Islander:	0	0	0	0	0	0	0	0
American Indian/Alaskan Native & White:	0	0	0	0	0	0	0	0
Asian White:	0	0	0	0	0	0	0	0
Black/African American & White:	0	0	0	0	0	0	0	0
American Indian/Alaskan Native & Black/African American:	0	0	0	0	0	0	0	0
Other multi-racial:	0	0	0	0	0	0	0	0
Asian/Pacific Islander:	0	0	0	0	0	0	0	0
Hispanic:	0	0	0	0	0	0	0	0
Total:	0	0	0	0	0	0	12	0
Female-headed Households:	0		0		0			



U.S. Department of Housing and Urban Development
Office of Community Planning and Development
Integrated Disbursement and Information System
CDBG Activity Summary Report (GPR) for Program Year 2016
Olympia

Date: 29-Sep-2017

Time: 12:47


Page: 25

Income Category:

	Owner	Renter	Total	Person
Extremely Low	0	0	0	9
Low Mod	0	0	0	2
Moderate	0	0	0	1
Non Low Moderate	0	0	0	0
Total	0	0	0	12
Percent Low/Mod				100.0%

Annual Accomplishments

Years	Accomplishment Narrative	# Benefiting
2016	Trained and graduated 12 LMI entrepreneurs.	



U.S. Department of Housing and Urban Development
 Office of Community Planning and Development
 Integrated Disbursement and Information System
 CDBG Activity Summary Report (GPR) for Program Year 2016
 Olympia

Date: 29-Sep-2017
 Time: 12:47
 Page: 26

PGM Year: 2016
Project: 0007 - Micro & Small Business Training
IDIS Activity: 213 - Micro & Small Business Training ADC

Status: Open
Location: 212 Union Ave SE Olympia, WA 98501-1302

Objective: Create economic opportunities
Outcome: Sustainability
Matrix Code: Micro-Enterprise Assistance (18C) **National Objective:** LMCMC

Initial Funding Date: 12/06/2016

Description:

Financing

	Fund Type	Grant Year	Grant	Funded Amount	Drawn In Program Year	Drawn Thru Program Year
CDBG	EN	2016	B16MC530012	\$1,895.30	\$1,058.31	\$1,058.31
Total	Total			\$1,895.30	\$1,058.31	\$1,058.31

Proposed Accomplishments

Actual Accomplishments

Number assisted:

	Owner		Renter		Total		Person	
	Total	Hispanic	Total	Hispanic	Total	Hispanic	Total	Hispanic
White:	0	0	0	0	0	0	0	0
Black/African American:	0	0	0	0	0	0	0	0
Asian:	0	0	0	0	0	0	0	0
American Indian/Alaskan Native:	0	0	0	0	0	0	0	0
Native Hawaiian/Other Pacific Islander:	0	0	0	0	0	0	0	0
American Indian/Alaskan Native & White:	0	0	0	0	0	0	0	0
Asian White:	0	0	0	0	0	0	0	0
Black/African American & White:	0	0	0	0	0	0	0	0
American Indian/Alaskan Native & Black/African American:	0	0	0	0	0	0	0	0
Other multi-racial:	0	0	0	0	0	0	0	0
Asian/Pacific Islander:	0	0	0	0	0	0	0	0
Hispanic:	0	0	0	0	0	0	0	0
Total:	0	0	0	0	0	0	0	0

Female-headed Households:

0	0	0
---	---	---

Income Category:

Owner	Renter	Total	Person
-------	--------	-------	--------



U.S. Department of Housing and Urban Development
Office of Community Planning and Development
Integrated Disbursement and Information System
CDBG Activity Summary Report (GPR) for Program Year 2016
Olympia

Date: 29-Sep-2017

Time: 12:47

Page: 27

Extremely Low	0	0	0	0
Low Mod	0	0	0	0
Moderate	0	0	0	0
Non Low Moderate	0	0	0	0
Total	0	0	0	0
Percent Low/Mod				

Annual Accomplishments

No data returned for this view. This might be because the applied filter excludes all data.



U.S. Department of Housing and Urban Development
 Office of Community Planning and Development
 Integrated Disbursement and Information System
 CDBG Activity Summary Report (GPR) for Program Year 2016
 Olympia

Date: 29-Sep-2017
 Time: 12:47
 Page: 28

PGM Year: 2016
Project: 0004 - Downtown Ambassador Program
IDIS Activity: 214 - Downtown Ambassador Program ADC

Status: Open
Location: 1000 Cherry St SE Olympia, WA 98501-1433

Objective: Create suitable living environments
Outcome: Availability/accessibility
Matrix Code: Public Services (General) (05) **National Objective:** LMC

Initial Funding Date: 12/06/2016

Description:

Financing


	Fund Type	Grant Year	Grant	Funded Amount	Drawn In Program Year	Drawn Thru Program Year
CDBG	EN	2016	B16MC530012	\$3,396.52	\$1,498.53	\$1,498.53
	PI			\$730.26	\$730.26	\$730.26
Total	Total			\$4,126.78	\$2,228.79	\$2,228.79

Proposed Accomplishments

Actual Accomplishments

Number assisted:

	Owner		Renter		Total		Person	
	Total	Hispanic	Total	Hispanic	Total	Hispanic	Total	Hispanic
White:	0	0	0	0	0	0		0
Black/African American:	0	0	0	0	0	0	0	0
Asian:	0	0	0	0	0	0	0	0
American Indian/Alaskan Native:	0	0	0	0	0	0	0	0
Native Hawaiian/Other Pacific Islander:	0	0	0	0	0	0	0	0
American Indian/Alaskan Native & White:	0	0	0	0	0	0	0	0
Asian White:	0	0	0	0	0	0	0	0
Black/African American & White:	0	0	0	0	0	0	0	0
American Indian/Alaskan Native & Black/African American:	0	0	0	0	0	0	0	0
Other multi-racial:	0	0	0	0	0	0	0	0
Asian/Pacific Islander:	0	0	0	0	0	0	0	0
Hispanic:	0	0	0	0	0	0	0	0
Total:	0	0	0	0	0	0	0	0
Female-headed Households:	0		0		0			



U.S. Department of Housing and Urban Development
Office of Community Planning and Development
Integrated Disbursement and Information System
CDBG Activity Summary Report (GPR) for Program Year 2016
Olympia

Date: 29-Sep-2017

Time: 12:47

Page: 29

Income Category:

	Owner	Renter	Total	Person
Extremely Low	0	0	0	0
Low Mod	0	0	0	0
Moderate	0	0	0	0
Non Low Moderate	0	0	0	0
Total	0	0	0	0
Percent Low/Mod				

Annual Accomplishments

No data returned for this view. This might be because the applied filter excludes all data.



U.S. Department of Housing and Urban Development
 Office of Community Planning and Development
 Integrated Disbursement and Information System
 CDBG Activity Summary Report (GPR) for Program Year 2016
 Olympia

Date: 29-Sep-2017
 Time: 12:47
 Page: 30

PGM Year: 2016
Project: 0008 - Economic Development - Technical Assistance
IDIS Activity: 215 - Economic Development - Technical Assistance

Status: Completed 9/14/2017 12:00:00 AM
Location: 4220 6th Ave SE Lacey, WA 98503-1024

Objective: Create economic opportunities
Outcome: Sustainability
Matrix Code: ED Technical Assistance (18B)

National Objective: LMJ

Initial Funding Date: 12/06/2016

Description:

Financing

	Fund Type	Grant Year	Grant	Funded Amount	Drawn In Program Year	Drawn Thru Program Year
CDBG	EN	2016	B16MC530012	\$7,304.40	\$7,304.40	\$7,304.40
	PI			\$18,269.01	\$18,269.01	\$18,269.01
Total	Total			\$25,573.41	\$25,573.41	\$25,573.41

Proposed Accomplishments

Jobs : 1

Actual Accomplishments

Number assisted:

	Owner		Renter		Total		Person	
	Total	Hispanic	Total	Hispanic	Total	Hispanic	Total	Hispanic
White:	0	0	0	0	0	0		0
Black/African American:	0	0	0	0	0	0	0	0
Asian:	0	0	0	0	0	0	0	0
American Indian/Alaskan Native:	0	0	0	0	0	0	1	0
Native Hawaiian/Other Pacific Islander:	0	0	0	0	0	0	0	0
American Indian/Alaskan Native & White:	0	0	0	0	0	0	0	0
Asian White:	0	0	0	0	0	0	0	0
Black/African American & White:	0	0	0	0	0	0	0	0
American Indian/Alaskan Native & Black/African American:	0	0	0	0	0	0	0	0
Other multi-racial:	0	0	0	0	0	0	0	0
Asian/Pacific Islander:	0	0	0	0	0	0	0	0
Hispanic:	0	0	0	0	0	0	0	0
Total:	0	0	0	0	0	0	1	0
Female-headed Households:	0		0		0			



U.S. Department of Housing and Urban Development
Office of Community Planning and Development
Integrated Disbursement and Information System
CDBG Activity Summary Report (GPR) for Program Year 2016
Olympia

Date: 29-Sep-2017

Time: 12:47

Page: 31

Income Category:

	Owner	Renter	Total	Person
Extremely Low	0	0	0	0
Low Mod	0	0	0	0
Moderate	0	0	0	1
Non Low Moderate	0	0	0	0
Total	0	0	0	1
Percent Low/Mod				100.0%

Annual Accomplishments

Years	Accomplishment Narrative	# Benefiting
2016	One FTE job created for LMI individual.	



U.S. Department of Housing and Urban Development
Office of Community Planning and Development
Integrated Disbursement and Information System
CDBG Activity Summary Report (GPR) for Program Year 2016
Olympia

Date: 29-Sep-2017
Time: 12:47
Page: 32

PGM Year: 2016
Project: 0008 - Economic Development - Technical Assistance
IDIS Activity: 216 - Economic Development - Technical Assistance ADC

Status: Open
Location: 4220 6th Ave SE Lacey, WA 98503-1024

Objective: Create economic opportunities
Outcome: Sustainability
Matrix Code: ED Technical Assistance (18B)

National Objective: LMA

Initial Funding Date: 12/06/2016

Description:

Financing


	Fund Type	Grant Year	Grant	Funded Amount	Drawn In Program Year	Drawn Thru Program Year
CDBG	EN	2016	B16MC530012	\$453.37	\$453.37	\$453.37
	PI			\$108.37	\$108.37	\$108.37
Total	Total			\$561.74	\$561.74	\$561.74

Proposed Accomplishments

Total Population in Service Area: 515
Census Tract Percent Low / Mod: 90.29

Annual Accomplishments

No data returned for this view. This might be because the applied filter excludes all data.



U.S. Department of Housing and Urban Development
 Office of Community Planning and Development
 Integrated Disbursement and Information System
 CDBG Activity Summary Report (GPR) for Program Year 2016
 Olympia

Date: 29-Sep-2017
 Time: 12:47
 Page: 33

PGM Year: 2016
Project: 0006 - Public Facility - Community Center
IDIS Activity: 217 - Providence Community Care Center

Status: Completed 9/28/2017 12:00:00 AM
Location: 225 State Ave NE Olympia, WA 98501-6951

Objective: Create suitable living environments
Outcome: Availability/accessibility
Matrix Code: Health Facilities (03P)

National Objective: LMC

Initial Funding Date: 03/08/2017

Description:

Financing

	Fund Type	Grant Year	Grant	Funded Amount	Drawn In Program Year	Drawn Thru Program Year
CDBG	EN	2016	B16MC530012	\$27,894.32	\$27,894.32	\$27,894.32
	PI			\$172,105.68	\$172,105.68	\$172,105.68
Total	Total			\$200,000.00	\$200,000.00	\$200,000.00

Proposed Accomplishments

Public Facilities : 18,000

Actual Accomplishments

Number assisted:

	Owner		Renter		Total		Person	
	Total	Hispanic	Total	Hispanic	Total	Hispanic	Total	Hispanic
White:	0	0	0	0	0	0	2,842	0
Black/African American:	0	0	0	0	0	0	0	0
Asian:	0	0	0	0	0	0	0	0
American Indian/Alaskan Native:	0	0	0	0	0	0	0	0
Native Hawaiian/Other Pacific Islander:	0	0	0	0	0	0	0	0
American Indian/Alaskan Native & White:	0	0	0	0	0	0	0	0
Asian White:	0	0	0	0	0	0	0	0
Black/African American & White:	0	0	0	0	0	0	0	0
American Indian/Alaskan Native & Black/African American:	0	0	0	0	0	0	0	0
Other multi-racial:	0	0	0	0	0	0	0	0
Asian/Pacific Islander:	0	0	0	0	0	0	0	0
Hispanic:	0	0	0	0	0	0	0	0
Total:	0	0	0	0	0	0	2,842	0
Female-headed Households:	0		0		0			



U.S. Department of Housing and Urban Development
Office of Community Planning and Development
Integrated Disbursement and Information System
CDBG Activity Summary Report (GPR) for Program Year 2016
Olympia

Date: 29-Sep-2017

Time: 12:47

Page: 34

Income Category:

	Owner	Renter	Total	Person
Extremely Low	0	0	0	2,842
Low Mod	0	0	0	0
Moderate	0	0	0	0
Non Low Moderate	0	0	0	0
Total	0	0	0	2,842
Percent Low/Mod				100.0%

Annual Accomplishments

Years	Accomplishment Narrative	# Benefitting
2016	Since the opening of the Community Care Center there has been an average of 203 people assisted per day. Being open for 14 days thus far, a total of 2,842 people have been assisted.	



U.S. Department of Housing and Urban Development
 Office of Community Planning and Development
 Integrated Disbursement and Information System
 CDBG Activity Summary Report (GPR) for Program Year 2016
 Olympia

Date: 29-Sep-2017
 Time: 12:47
 Page: 35

PGM Year: 2016
Project: 0006 - Public Facility - Community Center
IDIS Activity: 218 - Providence Community Care Center ADC

Status: Open
Location: 225 State Ave NE 225 State Ave NE Olympia, WA 98501-6951

Objective: Create suitable living environments
Outcome: Availability/accessibility
Matrix Code: Health Facilities (03P) **National Objective:** LMC

Initial Funding Date: 03/08/2017

Description:

Financing


	Fund Type	Grant Year	Grant	Funded Amount	Drawn In Program Year	Drawn Thru Program Year
CDBG	EN	2016	B16MC530012	\$4,325.87	\$843.06	\$843.06
	PI			\$674.13	\$674.13	\$674.13
Total	Total			\$5,000.00	\$1,517.19	\$1,517.19

Proposed Accomplishments

Actual Accomplishments

Number assisted:

	Owner		Renter		Total		Person	
	Total	Hispanic	Total	Hispanic	Total	Hispanic	Total	Hispanic
White:	0	0	0	0	0	0		0
Black/African American:	0	0	0	0	0	0	0	0
Asian:	0	0	0	0	0	0	0	0
American Indian/Alaskan Native:	0	0	0	0	0	0	0	0
Native Hawaiian/Other Pacific Islander:	0	0	0	0	0	0	0	0
American Indian/Alaskan Native & White:	0	0	0	0	0	0	0	0
Asian White:	0	0	0	0	0	0	0	0
Black/African American & White:	0	0	0	0	0	0	0	0
American Indian/Alaskan Native & Black/African American:	0	0	0	0	0	0	0	0
Other multi-racial:	0	0	0	0	0	0	0	0
Asian/Pacific Islander:	0	0	0	0	0	0	0	0
Hispanic:	0	0	0	0	0	0	0	0
Total:	0	0	0	0	0	0	0	0
Female-headed Households:	0		0		0			



U.S. Department of Housing and Urban Development
Office of Community Planning and Development
Integrated Disbursement and Information System
CDBG Activity Summary Report (GPR) for Program Year 2016
Olympia

Date: 29-Sep-2017

Time: 12:47

Page: 36

Income Category:

	Owner	Renter	Total	Person
Extremely Low	0	0	0	0
Low Mod	0	0	0	0
Moderate	0	0	0	0
Non Low Moderate	0	0	0	0
Total	0	0	0	0
Percent Low/Mod				

Annual Accomplishments

No data returned for this view. This might be because the applied filter excludes all data.



U.S. Department of Housing and Urban Development
 Office of Community Planning and Development
 Integrated Disbursement and Information System
 CDBG Activity Summary Report (GPR) for Program Year 2016
 Olympia

Date: 29-Sep-2017
 Time: 12:47
 Page: 37

PGM Year: 2016

Project: 0011 - Public Restroom Facility

IDIS Activity: 219 - Public Restroom Facility

Status: Completed 9/25/2017 12:00:00 AM

Location: 415 4th Ave E Olympia, WA 98501-1108

Objective: Create suitable living environments

Outcome: Availability/accessibility

Matrix Code: Public Facilities and Improvement
 (General) (03)

National Objective: LMA

Initial Funding Date: 04/06/2017

Description:

Financing

	Fund Type	Grant Year	Grant	Funded Amount	Drawn In Program Year	Drawn Thru Program Year
CDBG	EN	2015	B15MC530012	\$100,422.40	\$100,422.40	\$100,422.40
Total	Total			\$100,422.40	\$100,422.40	\$100,422.40

Proposed Accomplishments

Public Facilities : 1

Total Population in Service Area: 515

Census Tract Percent Low / Mod: 90.29

Annual Accomplishments

Years	Accomplishment Narrative	# Benefitting
2016	Funding for the purchase of one public restroom facility to be installed in the downtown core.	



U.S. Department of Housing and Urban Development
 Office of Community Planning and Development
 Integrated Disbursement and Information System
 CDBG Activity Summary Report (GPR) for Program Year 2016
 Olympia

Date: 29-Sep-2017
 Time: 12:47
 Page: 38

PGM Year: 2016
Project: 0011 - Public Restroom Facility
IDIS Activity: 220 - Public Restroom Facility - ADC

Status: Open
Location: 415 4th Ave E 415 4th Ave E Olympia, WA 98501-1108

Objective: Create suitable living environments
Outcome: Availability/accessibility
Matrix Code: Public Facilities and Improvement (General) (03)

National Objective: LMA

Initial Funding Date: 04/06/2017

Description:

Financing

	Fund Type	Grant Year	Grant	Funded Amount	Drawn In Program Year	Drawn Thru Program Year
CDBG	EN	2015	B15MC530012	\$4,387.60	\$4,387.60	\$4,387.60
	PI			\$112.40	\$112.40	\$112.40
Total	Total			\$4,500.00	\$4,500.00	\$4,500.00

Proposed Accomplishments

Total Population in Service Area: 515
 Census Tract Percent Low / Mod: 90.29

Annual Accomplishments

No data returned for this view. This might be because the applied filter excludes all data.



U.S. Department of Housing and Urban Development
 Office of Community Planning and Development
 Integrated Disbursement and Information System
 CDBG Activity Summary Report (GPR) for Program Year 2016
 Olympia

Date: 29-Sep-2017
 Time: 12:47
 Page: 39

PGM Year: 2016
Project: 0005 - Housing Rehabilitation
IDIS Activity: 221 - Candlewood Manor

Status: Open
Location: 4500 Martin Way E Olympia, WA 98516-6317

Objective: Create suitable living environments
Outcome: Sustainability
Matrix Code: Rehab; Multi-Unit Residential (14B) **National Objective:** LMH

Initial Funding Date: 05/16/2017

Description:

Financing

	Fund Type	Grant Year	Grant	Funded Amount	Drawn In Program Year	Drawn Thru Program Year
CDBG	EN	Pre-2015		\$43,000.00	\$0.00	\$0.00
		2014	B14MC530012		\$34,278.35	\$34,278.35
Total	Total			\$43,000.00	\$34,278.35	\$34,278.35

Proposed Accomplishments

Housing Units : 104

Actual Accomplishments

Number assisted:

	Owner		Renter		Total		Person	
	Total	Hispanic	Total	Hispanic	Total	Hispanic	Total	Hispanic
White:	0	0	0	0	0	0		0
Black/African American:	0	0	0	0	0	0	0	0
Asian:	0	0	0	0	0	0	0	0
American Indian/Alaskan Native:	0	0	0	0	0	0	0	0
Native Hawaiian/Other Pacific Islander:	0	0	0	0	0	0	0	0
American Indian/Alaskan Native & White:	0	0	0	0	0	0	0	0
Asian White:	0	0	0	0	0	0	0	0
Black/African American & White:	0	0	0	0	0	0	0	0
American Indian/Alaskan Native & Black/African American:	0	0	0	0	0	0	0	0
Other multi-racial:	0	0	0	0	0	0	0	0
Asian/Pacific Islander:	0	0	0	0	0	0	0	0
Hispanic:	0	0	0	0	0	0	0	0
Total:	0	0	0	0	0	0	0	0
Female-headed Households:	0		0		0			



U.S. Department of Housing and Urban Development
Office of Community Planning and Development
Integrated Disbursement and Information System
CDBG Activity Summary Report (GPR) for Program Year 2016
Olympia

Date: 29-Sep-2017

Time: 12:47


Page: 40

Income Category:

	Owner	Renter	Total	Person
Extremely Low	0	0	0	0
Low Mod	0	0	0	0
Moderate	0	0	0	0
Non Low Moderate	0	0	0	0
Total	0	0	0	0
Percent Low/Mod				

Annual Accomplishments

No data returned for this view. This might be because the applied filter excludes all data.



U.S. Department of Housing and Urban Development
 Office of Community Planning and Development
 Integrated Disbursement and Information System
 CDBG Activity Summary Report (GPR) for Program Year 2016
 Olympia

Date: 29-Sep-2017
 Time: 12:47
 Page: 41

PGM Year: 2016
Project: 0005 - Housing Rehabilitation
IDIS Activity: 222 - Candlewood Manor ADC

Status: Open
Location: 4500 Martin Way E Olympia, WA 98516-6317

Objective: Create suitable living environments
Outcome: Sustainability
Matrix Code: Rehab; Multi-Unit Residential (14B) **National Objective:** LMH

Initial Funding Date: 06/16/2017

Description:

Financing


	Fund Type	Grant Year	Grant	Funded Amount	Drawn In Program Year	Drawn Thru Program Year
CDBG	EN	Pre-2015		\$5,000.00	\$0.00	\$0.00
		2014	B14MC530012		\$450.08	\$450.08
Total	Total			\$5,000.00	\$450.08	\$450.08

Proposed Accomplishments

Actual Accomplishments

Number assisted:

	Owner		Renter		Total		Person	
	Total	Hispanic	Total	Hispanic	Total	Hispanic	Total	Hispanic
White:	0	0	0	0	0	0		0
Black/African American:	0	0	0	0	0	0	0	0
Asian:	0	0	0	0	0	0	0	0
American Indian/Alaskan Native:	0	0	0	0	0	0	0	0
Native Hawaiian/Other Pacific Islander:	0	0	0	0	0	0	0	0
American Indian/Alaskan Native & White:	0	0	0	0	0	0	0	0
Asian White:	0	0	0	0	0	0	0	0
Black/African American & White:	0	0	0	0	0	0	0	0
American Indian/Alaskan Native & Black/African American:	0	0	0	0	0	0	0	0
Other multi-racial:	0	0	0	0	0	0	0	0
Asian/Pacific Islander:	0	0	0	0	0	0	0	0
Hispanic:	0	0	0	0	0	0	0	0
Total:	0	0	0	0	0	0	0	0
Female-headed Households:	0		0		0			



U.S. Department of Housing and Urban Development
Office of Community Planning and Development
Integrated Disbursement and Information System
CDBG Activity Summary Report (GPR) for Program Year 2016
Olympia

Date: 29-Sep-2017

Time: 12:47

Page: 42

Income Category:

	Owner	Renter	Total	Person
Extremely Low	0	0	0	0
Low Mod	0	0	0	0
Moderate	0	0	0	0
Non Low Moderate	0	0	0	0
Total	0	0	0	0
Percent Low/Mod				

Annual Accomplishments

No data returned for this view. This might be because the applied filter excludes all data.



U.S. Department of Housing and Urban Development
 Office of Community Planning and Development
 Integrated Disbursement and Information System
 CDBG Activity Summary Report (GPR) for Program Year 2016
 Olympia

Date: 29-Sep-2017
 Time: 12:47
 Page: 43

PGM Year: 2016
Project: 0005 - Housing Rehabilitation
IDIS Activity: 223 - Mollie B Oxford House - Siding

Status: Open
Location: 1203 Olympia Ave NE Olympia, WA 98506-4219

Objective: Create suitable living environments
Outcome: Availability/accessibility
Matrix Code: Rehab; Single-Unit Residential (14A) **National Objective:** LMH

Initial Funding Date: 08/18/2017

Description:

Financing

	Fund Type	Grant Year	Grant	Funded Amount	Drawn In Program Year	Drawn Thru Program Year
CDBG	EN	Pre-2015		\$65,000.00	\$0.00	\$0.00
Total	Total			\$65,000.00	\$0.00	\$0.00

Proposed Accomplishments

Housing Units : 1

Actual Accomplishments

Number assisted:

	Owner		Renter		Total		Person	
	Total	Hispanic	Total	Hispanic	Total	Hispanic	Total	Hispanic
White:	0	0	0	0	0	0		0
Black/African American:	0	0	0	0	0	0	0	0
Asian:	0	0	0	0	0	0	0	0
American Indian/Alaskan Native:	0	0	0	0	0	0	0	0
Native Hawaiian/Other Pacific Islander:	0	0	0	0	0	0	0	0
American Indian/Alaskan Native & White:	0	0	0	0	0	0	0	0
Asian White:	0	0	0	0	0	0	0	0
Black/African American & White:	0	0	0	0	0	0	0	0
American Indian/Alaskan Native & Black/African American:	0	0	0	0	0	0	0	0
Other multi-racial:	0	0	0	0	0	0	0	0
Asian/Pacific Islander:	0	0	0	0	0	0	0	0
Hispanic:	0	0	0	0	0	0	0	0
Total:	0	0	0	0	0	0	0	0
Female-headed Households:	0		0		0			



U.S. Department of Housing and Urban Development
Office of Community Planning and Development
Integrated Disbursement and Information System
CDBG Activity Summary Report (GPR) for Program Year 2016
Olympia

Date: 29-Sep-2017

Time: 12:47


Page: 44

Income Category:

	Owner	Renter	Total	Person
Extremely Low	0	0	0	0
Low Mod	0	0	0	0
Moderate	0	0	0	0
Non Low Moderate	0	0	0	0
Total	0	0	0	0
Percent Low/Mod				

Annual Accomplishments

No data returned for this view. This might be because the applied filter excludes all data.



U.S. Department of Housing and Urban Development
Office of Community Planning and Development
Integrated Disbursement and Information System
CDBG Activity Summary Report (GPR) for Program Year 2016
Olympia

Date: 29-Sep-2017


Time: 12:47

Page: 46

Extremely Low	0	0	0	0
Low Mod	0	0	0	0
Moderate	0	0	0	0
Non Low Moderate	0	0	0	0
Total	0	0	0	0
Percent Low/Mod				

Annual Accomplishments

No data returned for this view. This might be because the applied filter excludes all data.




U.S. Department of Housing and Urban Development
Office of Community Planning and Development
Integrated Disbursement and Information System
CDBG Activity Summary Report (GPR) for Program Year 2016
Olympia

Date: 29-Sep-2017

Time: 12:47

Page: 47

Total Funded Amount:	\$1,580,096.35
Total Drawn Thru Program Year:	\$1,490,606.99
Total Drawn In Program Year:	\$641,205.75




U.S. Department of Housing and Urban Development
Office of Community Planning and Development
Integrated Disbursement and Information System
CDBG Summary of Accomplishments
Program Year: 2016

DATE: 09-29-17
TIME: 12:45
PAGE: 1

Olympia

Count of CDBG Activities with Disbursements by Activity Group & Matrix Code

Activity Group	Activity Category	Open Count	Open Activities Disbursed	Completed Count	Completed Activities Disbursed	Program Year Count	Total Activities Disbursed
Acquisition	Clearance and Demolition (04)	0	\$0.00	1	\$0.00	1	\$0.00
	Total Acquisition	0	\$0.00	1	\$0.00	1	\$0.00
Economic Development	ED Technical Assistance (18B)	1	\$561.74	2	\$25,573.41	3	\$26,135.15
	Micro-Enterprise Assistance (18C)	1	\$1,058.31	1	\$17,057.70	2	\$18,116.01
	Total Economic Development	2	\$1,620.05	3	\$42,631.11	5	\$44,251.16
Housing	Rehab; Single-Unit Residential (14A)	2	\$0.00	0	\$0.00	2	\$0.00
	Rehab; Multi-Unit Residential (14B)	2	\$34,728.43	0	\$0.00	2	\$34,728.43
	Total Housing	4	\$34,728.43	0	\$0.00	4	\$34,728.43
Public Facilities and Improvements	Public Facilities and Improvement (General) (03)	1	\$4,500.00	1	\$100,422.40	2	\$104,922.40
	Neighborhood Facilities (03E)	0	\$0.00	2	\$0.00	2	\$0.00
	Parks, Recreational Facilities (03F)	1	\$12,000.00	0	\$0.00	1	\$12,000.00
	Street Improvements (03K)	1	\$121,000.00	0	\$0.00	1	\$121,000.00
	Health Facilities (03P)	1	\$1,517.19	1	\$200,000.00	2	\$201,517.19
	Total Public Facilities and Improvements	4	\$139,017.19	4	\$300,422.40	8	\$439,439.59
Public Services	Public Services (General) (05)	1	\$2,228.79	3	\$51,270.22	4	\$53,499.01
	Total Public Services	1	\$2,228.79	3	\$51,270.22	4	\$53,499.01
General Administration and Planning	General Program Administration (21A)	1	\$69,287.56	1	\$0.00	2	\$69,287.56
	Total General Administration and Planning	1	\$69,287.56	1	\$0.00	2	\$69,287.56
Repayment of Section 108 Loans	Planned Repayment of Section 108 Loan Principal (19F)	0	\$0.00	2	\$0.00	2	\$0.00
	Unplanned Repayment of Section 108 Loan Principal (19G)	0	\$0.00	1	\$0.00	1	\$0.00
	Total Repayment of Section 108 Loans	0	\$0.00	3	\$0.00	3	\$0.00
Grand Total		12	\$246,882.02	15	\$394,323.73	27	\$641,205.75




U.S. Department of Housing and Urban Development
 Office of Community Planning and Development
 Integrated Disbursement and Information System
 CDBG Summary of Accomplishments
 Program Year: 2016

DATE: 09-29-17
 TIME: 12:45
 PAGE: 2

Olympia

CDBG Sum of Actual Accomplishments by Activity Group and Accomplishment Type


Activity Group	Matrix Code	Accomplishment Type	Open Count	Completed Count	Program Year Totals
Acquisition	Clearance and Demolition (04)	Public Facilities	0	1	1
	Total Acquisition		0	1	1
Economic Development	ED Technical Assistance (18B)	Business	0	0	0
		Jobs	0	5	5
	Micro-Enterprise Assistance (18C)	Persons	0	12	12
	Total Economic Development		0	17	17
Housing	Rehab; Single-Unit Residential (14A)	Housing Units	0	0	0
	Rehab; Multi-Unit Residential (14B)	Housing Units	0	0	0
	Total Housing		0	0	0
Public Facilities and Improvements	Public Facilities and Improvement (General) (03)	Persons	0	0	0
		Public Facilities	0	515	515
	Neighborhood Facilities (03E)	Public Facilities	0	2,100	2,100
	Parks, Recreational Facilities (03F)	Public Facilities	0	0	0
	Street Improvements (03K)	Persons	1,545	0	1,545
	Health Facilities (03P)	Public Facilities	0	2,842	2,842
	Total Public Facilities and Improvements		1,545	5,457	7,002
Public Services	Public Services (General) (05)	Persons	0	4,186	4,186
	Total Public Services		0	4,186	4,186
Grand Total			1,545	9,661	11,206



Olympia

CDBG Beneficiaries by Racial / Ethnic Category

Housing-Non Housing	Race	Total Persons	Total Hispanic		Total Hispanic Households
			Persons	Total Households	
Non Housing	White	7,042	0	0	0
	Black/African American	1	0	0	0
	Asian	1	0	0	0
	American Indian/Alaskan Native	1	0	0	0
	Total Non Housing	7,045	0	0	0
Grand Total	White	7,042	0	0	0
	Black/African American	1	0	0	0
	Asian	1	0	0	0
	American Indian/Alaskan Native	1	0	0	0
	Total Grand Total	7,045	0	0	0



Olympia

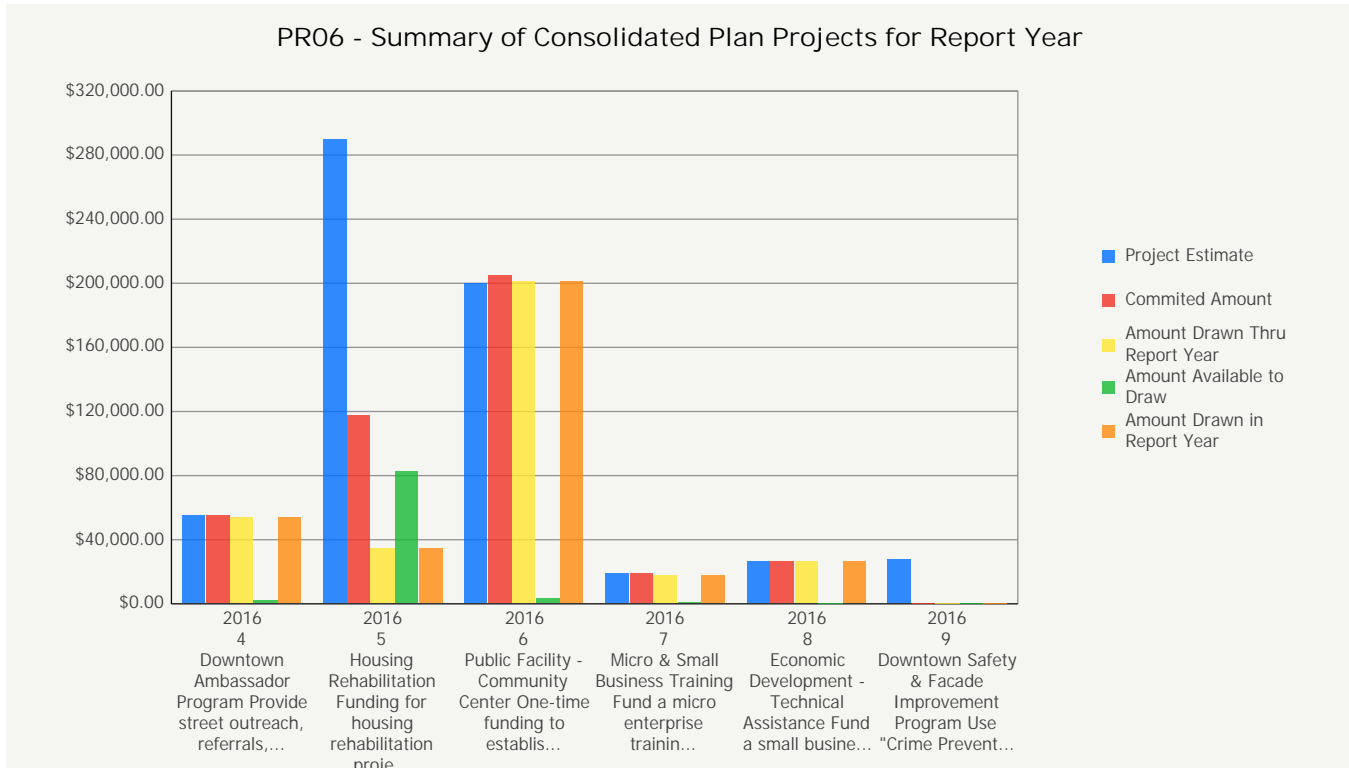
CDBG Beneficiaries by Income Category

	Income Levels	Owner Occupied	Renter Occupied	Persons
Non Housing	Extremely Low ($\leq 30\%$)	0	0	6,793
	Low ($>30\%$ and $\leq 50\%$)	0	0	2
	Mod ($>50\%$ and $\leq 80\%$)	0	0	2
	Total Low-Mod	0	0	6,797
	Non Low-Mod ($>80\%$)	0	0	0
	Total Beneficiaries	0	0	6,797

U.S. DEPARTMENT OF HOUSING AND
 URBAN DEVELOPMENT
 OFFICE OF COMMUNITY PLANNING AND
 DEVELOPMENT
 PR06 - Summary of Consolidated Plan
 Projects for Report Year

DATE: 9/29/2017
 TIME: 1:11:19 PM
 PAGE: 1/6

IDIS



Plan IDIS Year	Project Title and Description	Program
2016 4	Downtown Ambassador Program Provide street outreach, referrals, and other assistance to homeless, street-dependent and mentally ill individuals in the downtown core.	CDBG
5	Housing Rehabilitation Funding for housing rehabilitation projects that improve the quality of existing housing for low and moderate income people.	CDBG
6	Public Facility - Community Center One-time funding to establish a community center to serve homeless, mentally ill and other street dependent people who reside in downtown Olympia.	CDBG
7	Micro & Small Business Training Fund a micro enterprise training and assistance program for low and moderate income entrepreneurs.	CDBG
8	Economic Development - Technical Assistance Fund a small business training and assistance program for low and moderate income entrepreneurs.	CDBG
9	Downtown Safety & Facade Improvement Program Use "Crime Prevention through Environmental Design (CPTED)" to identify and prioritize projects that will increase safety and economic vitality downtown Olympia.	CDBG

U.S. DEPARTMENT OF HOUSING AND
 URBAN DEVELOPMENT
 OFFICE OF COMMUNITY PLANNING AND
 DEVELOPMENT
 PR06 - Summary of Consolidated Plan
 Projects for Report Year

DATE: 9/29/2017
 TIME: 1:11:19 PM
 PAGE: 2/6

IDIS

Project Estimate	Committed Amount	Amount Drawn Thru Report Year	Amount Available to Draw	Amount Drawn in Report Year
\$55,397.00	\$55,397.00	\$53,499.01	\$1,897.99	\$53,499.01
\$290,000.00	\$118,000.00	\$34,728.43	\$83,271.57	\$34,728.43
\$200,000.00	\$205,000.00	\$201,517.19	\$3,482.81	\$201,517.19
\$18,953.00	\$18,953.00	\$18,116.01	\$836.99	\$18,116.01
\$25,864.00	\$26,135.15	\$26,135.15	\$0.00	\$26,135.15
\$27,500.00	\$0.00	\$0.00	\$0.00	\$0.00

U.S. DEPARTMENT OF HOUSING AND
URBAN DEVELOPMENT
OFFICE OF COMMUNITY PLANNING AND
DEVELOPMENT
PR06 - Summary of Consolidated Plan
Projects for Report Year

DATE: 9/29/2017
TIME: 1:11:19 PM
PAGE: 3/6

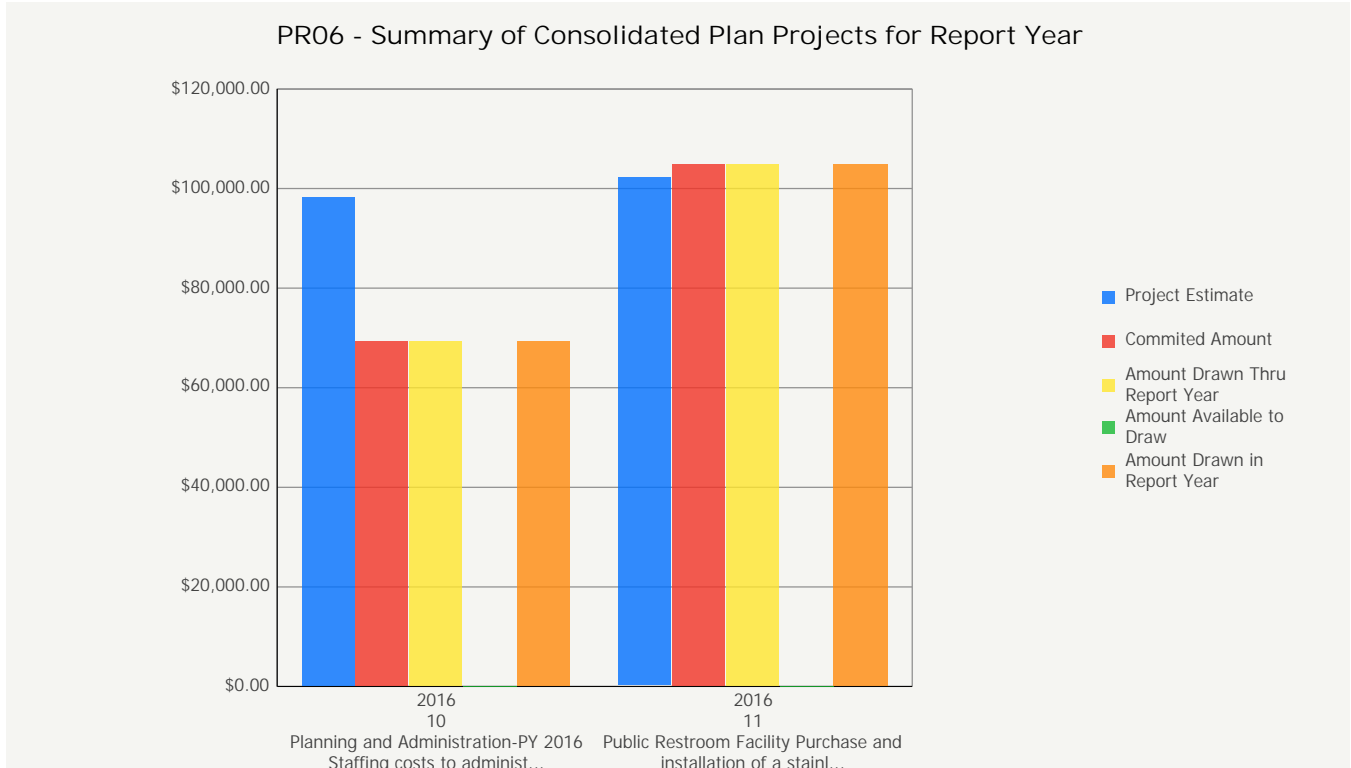
IDIS

U.S. DEPARTMENT OF HOUSING AND
 URBAN DEVELOPMENT
 OFFICE OF COMMUNITY PLANNING AND
 DEVELOPMENT

DATE: 9/29/2017
 TIME: 1:11:19 PM
 PAGE: 4/6

PR06 - Summary of Consolidated Plan
 Projects for Report Year

IDIS



Plan IDIS Year Project	Project Title and Description	Program	Project Estimate	Committed Amount
2016 10	Planning and Administration-PY 2016 Staffing costs to administer the CDBG program for PY 2016.	CDBG	\$98,178.00	\$69,287.56
11	Public Restroom Facility Purchase and installation of a stainless steel bathroom facility as part of the downtown 24/7 restroom project.	CDBG	\$102,380.80	\$104,922.40

U.S. DEPARTMENT OF HOUSING AND
 URBAN DEVELOPMENT
 OFFICE OF COMMUNITY PLANNING AND
 DEVELOPMENT
 PR06 - Summary of Consolidated Plan
 Projects for Report Year

DATE: 9/29/2017
 TIME: 1:11:19 PM
 PAGE: 5/6

IDIS

Plan IDIS Year Project	Project Title and Description	Program	Amount Drawn Thru Report Year	Amount Available to Draw
2016 10	Planning and Administration-PY 2016 Staffing costs to administer the CDBG program for PY 2016.	CDBG	\$69,287.56	\$0.00
11	Public Restroom Facility	CDBG	\$104,922.40	\$0.00

U.S. DEPARTMENT OF HOUSING AND
 URBAN DEVELOPMENT
 OFFICE OF COMMUNITY PLANNING AND
 DEVELOPMENT
 PR06 - Summary of Consolidated Plan
 Projects for Report Year

DATE: 9/29/2017
 TIME: 1:11:19 PM
 PAGE: 6/6

IDIS

Plan IDIS Year Project	Project Title and Description	Program	Amount Drawn in Report Year
2016 10	Planning and Administration-PY 2016 Staffing costs to administer the CDBG program for PY 2016.	CDBG	\$69,287.56
11	Public Restroom Facility Purchase and installation of a stainless steel bathroom facility as part of the downtown 24/7 restroom project.	CDBG	\$104,922.40

Community Development Block Grant (CDBG) Program



olympiawa.gov/CDBG

For More Information Contact

Keith Stahley, Community Planning & Development Director

kstahley@ci.olympia.wa.us | 360.753.8227

Anna Schlecht, Housing Program Manager

aschlech@ci.olympia.wa.us | 360.753.8183

Tiffany Reid, Program Support

treid@ci.olympia.wa.us | 360.753.8062

The City of Olympia is committed to the non-discriminatory treatment of persons in the employment and the delivery of services and resources. CS 2017