

2018-2023 Preliminary Capital Facilities Plan



2018-2023 Preliminary Capital Facilities Plan

- ◉ What will be finished in 2017
- ◉ What is new in 2018
- ◉ Major Changes in Revenues and Expenses
- ◉ Preview of upcoming unfunded needs

What Will Be Finished in 2017

PARKS

- ◉ 65 additional acres acquired
- ◉ Major maintenance
- ◉ Margaret McKenny playground

DOWNTOWN

- ◉ Percival Landing bulkhead rehab design
- ◉ Percival restroom and Artesian Commons 24 hour Restrooms
- ◉ Washington Center for the Performing Arts HVAC
- ◉ 4th Avenue Bridge railing

NEIGHBORHOODS

- ◉ Pedestrian safety improvements
 - Sidewalks
 - Crossing Islands
 - Flashing Beacons

TRANSPORTATION

- ◉ Progress on street maintenance

UTILITIES

- ◉ Emergency generator at Ensign Road wastewater lift station
- ◉ Corrosion control treatment at McAllister wellfield

NEW for 2018

Capital Projects Relation to the Comprehensive Plan & Action Plan



Community Safety & Health



Downtown



Economy






Environment



Neighborhoods

New and In-progress Projects In 2018

Community Safety & Health

-  ADA improvements in parks and pathways
-  Parks and open spaces
-  Enhanced water system capacity for emergency response
-  Seismic retrofits for reservoirs

Downtown





-  Percival Landing improvements and plans
-  Planning and design for street and sidewalk improvements

New and In-progress Projects In 2018

Economy

-  Investments in Downtown
-  Street improvements
-  Improved condition of infrastructure

Environment

-  Open space
-  Drinking water well upgrades
-  Wastewater spill and stormwater runoff prevention installations
-  Sea Level Rise Response Plan

New and In-progress Projects In 2018

Neighborhoods



Sidewalks and pathways



Bike corridor connections, lanes



Master plan for athletic fields,
aquatic center feasibility study



Analyze locations for off-road
bike park and dog park



Additional sprayground-water
playground



Revenues

Street Repair & Reconstruction

- Transportation Benefit District (TBD) fees
- Impact and SEPA mitigation fees
- Real Estate Excise Tax (REET)
- State and federal grants
- Motor vehicle fuel tax

Sidewalks

- 1% voted utility tax
- Portion of street funds (CIP fuel tax)

Utilities

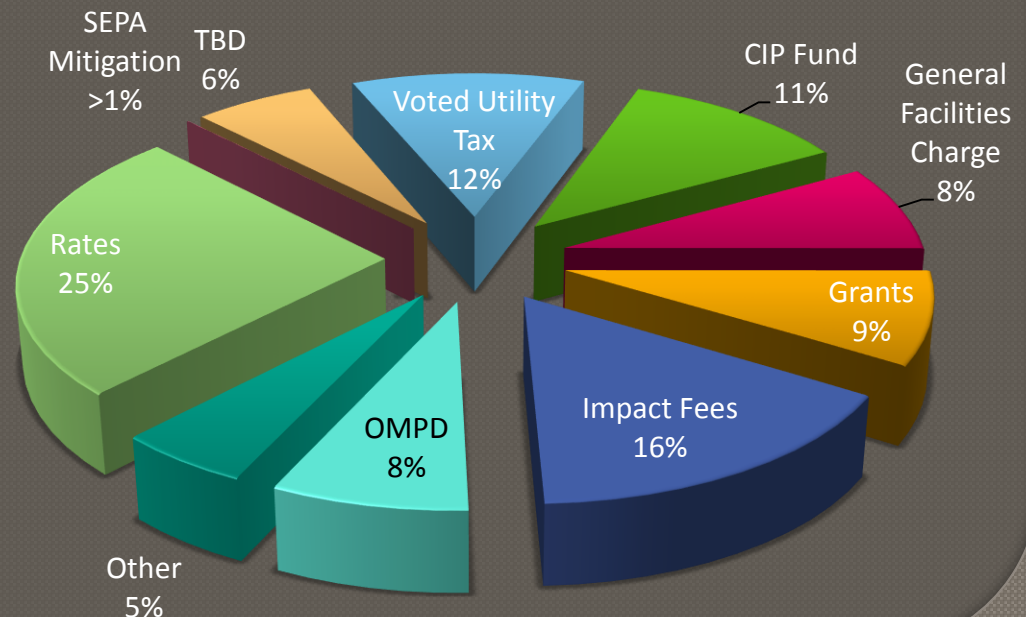
- Rates
- General Facilities Charges (GFC)
- SEPA fees
- State and federal grants

Facilities & Equipment

- Capital Improvement Plan (CIP) pooled funds
- Cable TV tax

Parks Capital Needs

- Olympia Metropolitan Parks District (OMPD) property tax
- 2% voted utility tax
- 1% of non-voted utility tax
- Real Estate Excise Tax (REET)
- Impact and SEPA mitigation fees
- State grants
- Capital Improvement Plan (CIP) pooled funds



Capital Improvement Plan (CIP)

for projects that are not utility-related

Parks – Transportation – General Capital Facilities

2018 CIP Revenue Sources:

- 0.5% of REET (to Parks or Transportation)
- Storm & Surface Water (to Transportation)
- 1% Non-Voted Utility Tax
- 6% cable TV tax
- State grants
- Interest earnings
- Motor vehicle fuel tax
- General fund contribution

2018 CIP Expenses:

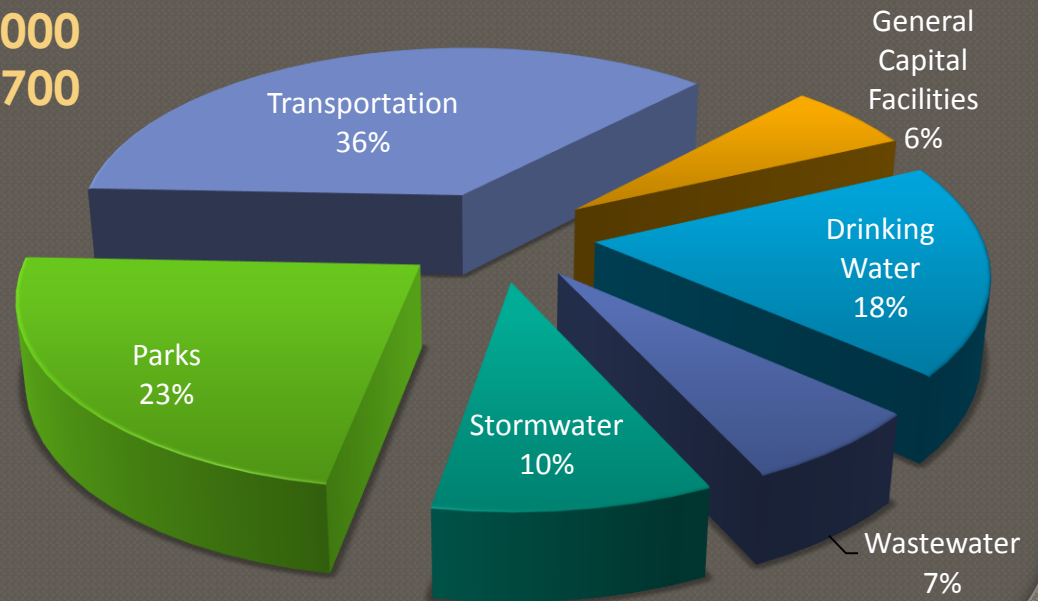
- General Capital Facilities support for
 - Repair and maintenance of 17 City-owned buildings
 - ADA Transition plan and projectsTotaling \$1,510,000
 - Transportation Projects
Totaling \$1,300,000
- Combined Total \$2,810,000**

Expenses

2018-2023 6-year planning period expenses total \$147,404,126

2018 Budget total **\$23,838,466**

Parks	\$ 5,764,000
Transportation	7,281,766
General Facilities	1,510,000
Drinking Water	5,551,000
Wastewater	1,957,000
Stormwater	1,774,700



Future
Priorities

Jail Facility

Parking
Garage

Police
Training
Facility

Library

SR 101
Interchange

Wiggins Road
Reconstruction

Maintenance
Center

CAPITAL PROJECTS

TO SUPPORT
THE
COMMUNITY'S
VISION

