



Capital Facilities Planning

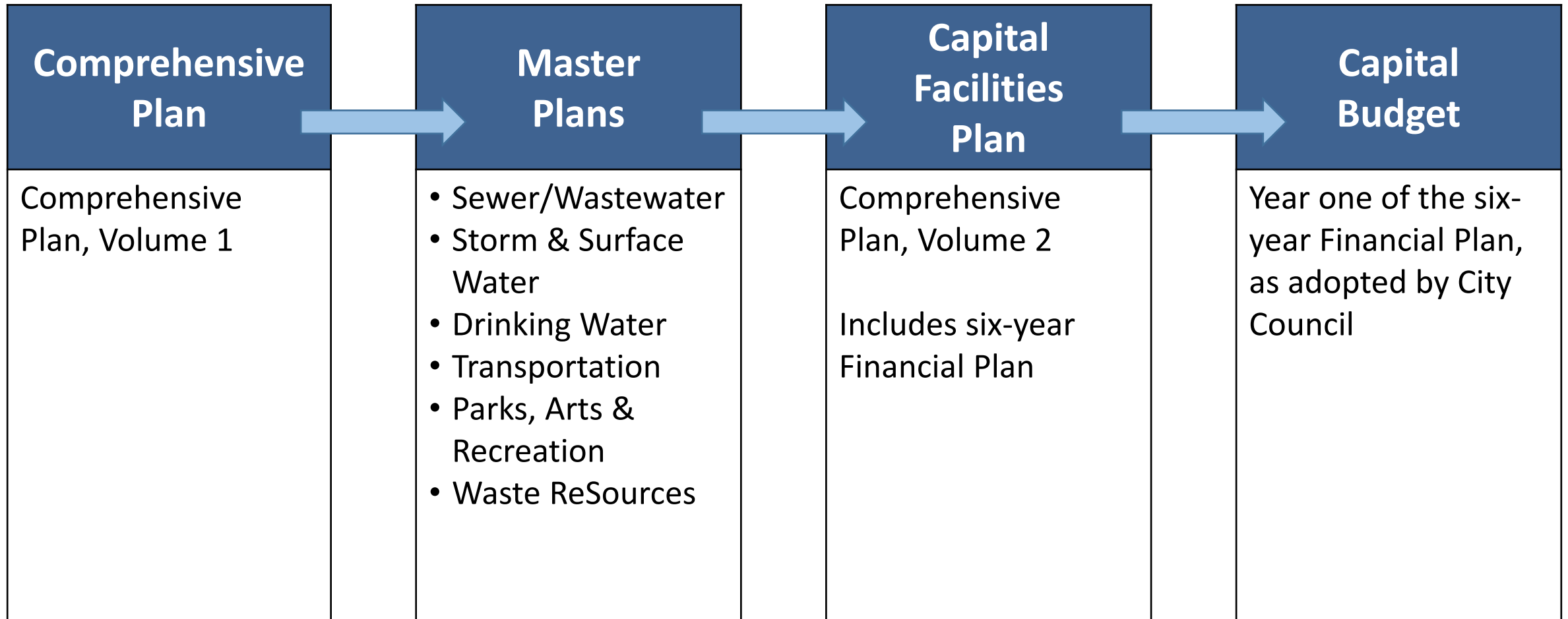
Investing in Our Community

Preliminary Capital Facilities Plan
2023-2028 Financial Plan

olympiawa.gov/budget

City Council Public Hearing – October 18, 2022

Building our Community Vision



What is New this Year?

Include North Thurston Public Schools

Would be able to collect Impact Fees on behalf of NTPS

Would be able to apply Impact Fee reductions for Affordable Housing projects

While most properties within the City of Olympia are within the service boundary of Olympia School District, some are within the boundary of the North Thurston Public Schools.

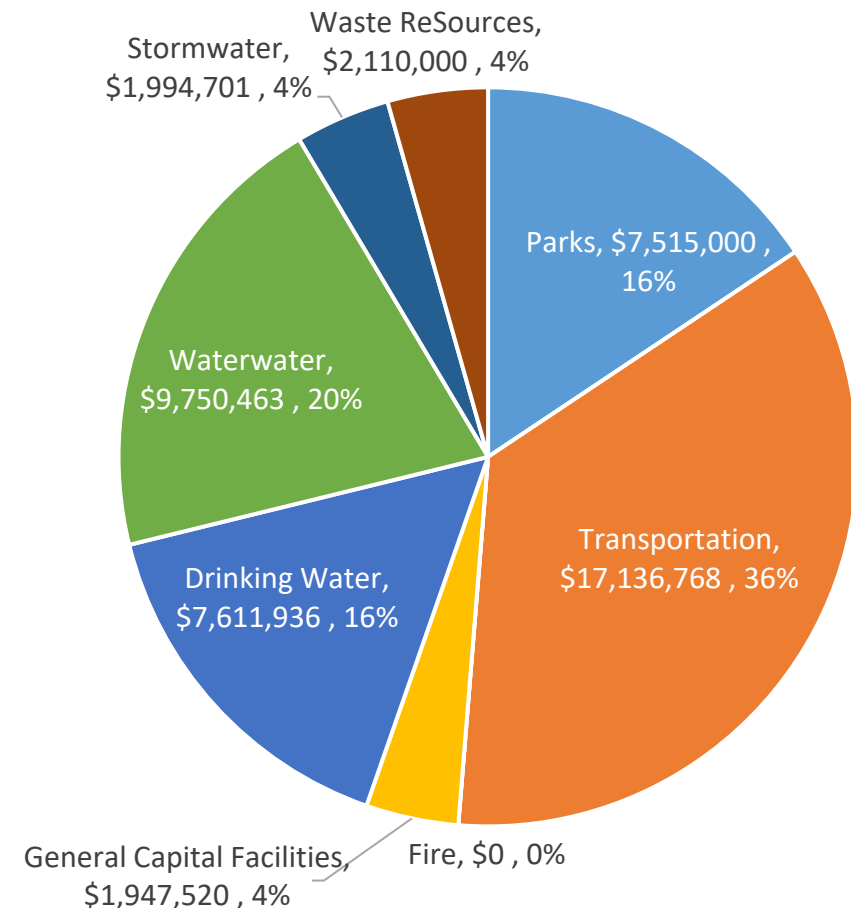
2023-2028 Financial Plan

General Gov't Capital Projects	2023	2024-2028	Total 6-Year CFP
Parks	\$7,515,000	\$41,875,032	\$49,390,032
Transportation	\$17,136,768	\$35,299,500	\$52,436,268
Fire	\$0	\$7,336,000	\$7,336,000
General Capital Facilities	\$1,947,520	\$7,991,151	\$9,938,671
<i>Total General Gov't Capital</i>	<i>\$26,599,288</i>	<i>\$92,501,683</i>	<i>\$119,100,971</i>
Utility Capital Projects			
Drinking Water	\$7,611,936	\$21,178,000	\$28,789,936
Wastewater	\$908,284	\$18,160,619	\$19,068,903
Stormwater	\$1,994,701	\$14,615,439	\$16,610,140
Waste ReSources	\$2,110,000	\$40,000,000	\$42,110,000
<i>Total Utility Capital</i>	<i>\$12,624,921</i>	<i>\$93,954,058</i>	<i>\$106,578,979</i>
Total	\$39,224,209	\$186,455,741	\$225,679,950

2023 - Capital Expenses

General Gov't Capital Projects	2023
Parks	\$7,515,000
Transportation	\$17,136,768
Fire	\$0
General Capital Facilities	\$1,947,520
<i>Total General Gov't Capital</i>	<i>\$26,599,288</i>
Utility Capital Projects	
Drinking Water	\$7,611,936
Wastewater	\$908,284
Stormwater	\$1,994,701
Waste ReSources	\$2,110,000
<i>Total Utility Capital</i>	<i>\$12,624,921</i>
Total	\$39,224,209

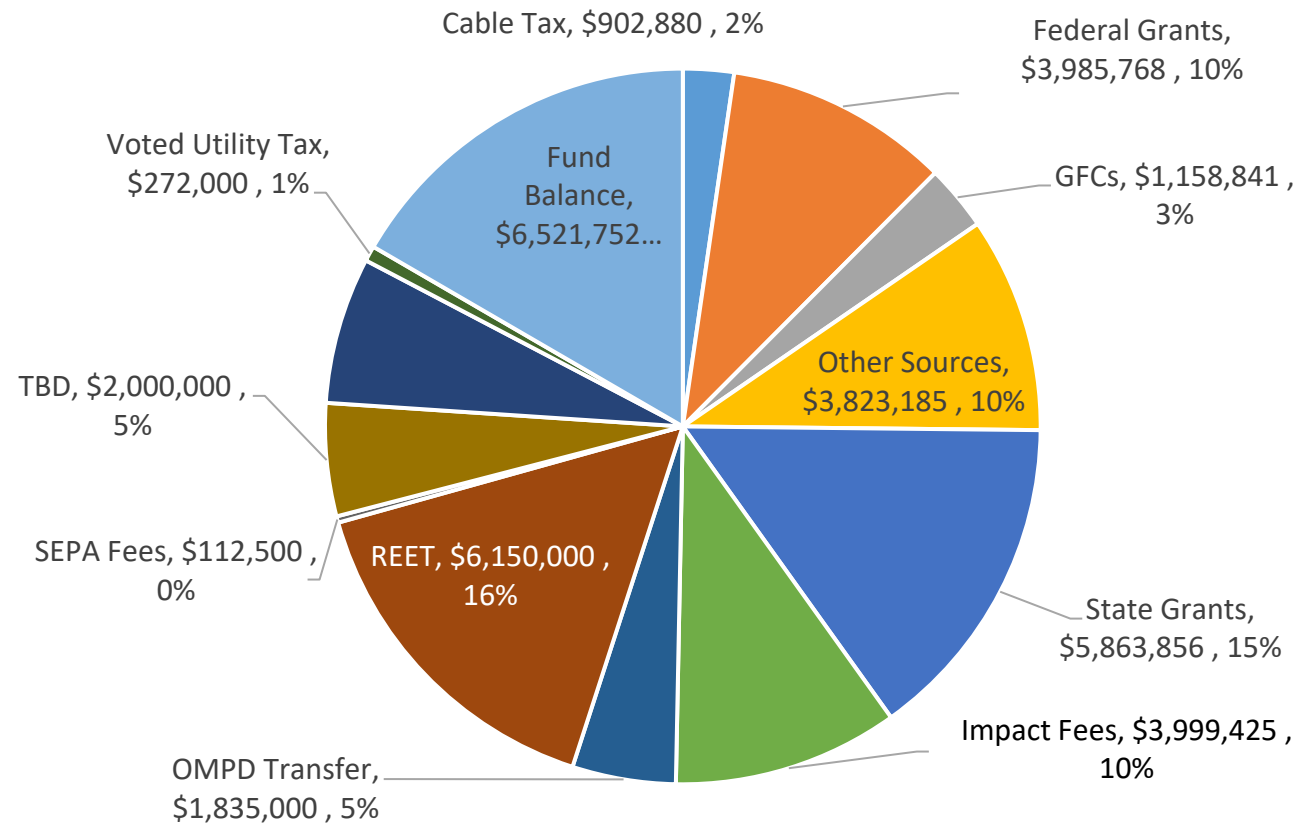
2023 Budget by Category



2023 - Capital Revenue

General Government Revenue	2023 Revenue
Cable TV Tax	\$902,880
Federal Grants	3,985,768
General Facilities Charges (GFCs)	1,158,841
Other Financing Sources	3,823,185
State Grants	5,863,856
Impact Fees	3,999,425
Transfer from Olympia Met. Parks Dist. (OMPD)	1,835,000
REET	6,150,000
SEPA Fees	112,500
Transportation Benefit District (TBD)	2,000,000
Utility Revenues	2,599,002
Voted Utility Tax	272,000
Use of Fund Balance	6,521,752
Total	\$39,224,209

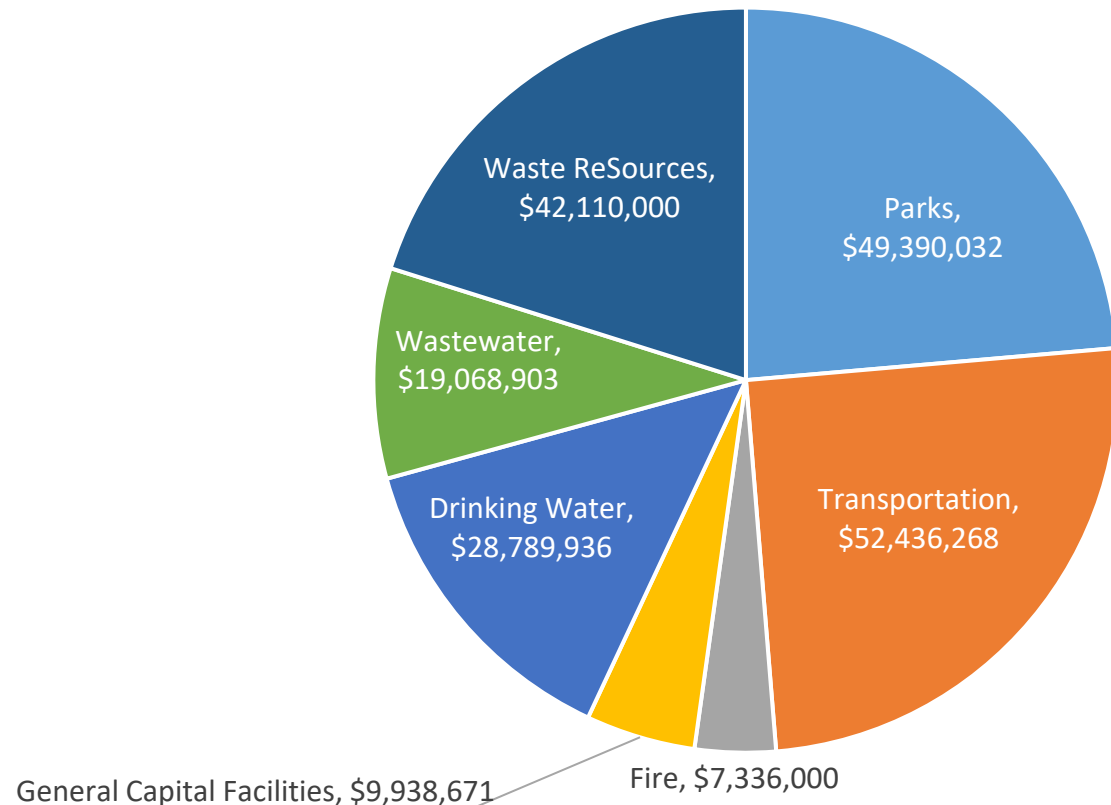
2023 CFP Revenue - \$39.2 Million



2023-2028 - Capital Expenses

General Gov't Capital Projects	Total 6-Year CFP
Parks	\$49,390,032
Transportation	\$52,436,268
Fire	\$7,336,000
General Capital Facilities	\$9,938,671
<i>Total General Gov't Capital</i>	<i>\$119,100,971</i>
Drinking Water	\$28,789,936
Wastewater	\$19,068,903
Stormwater	\$16,610,140
Waste ReSources	\$42,110,000
<i>Total Utility Capital</i>	<i>\$106,578,979</i>
Total	\$225,679,950

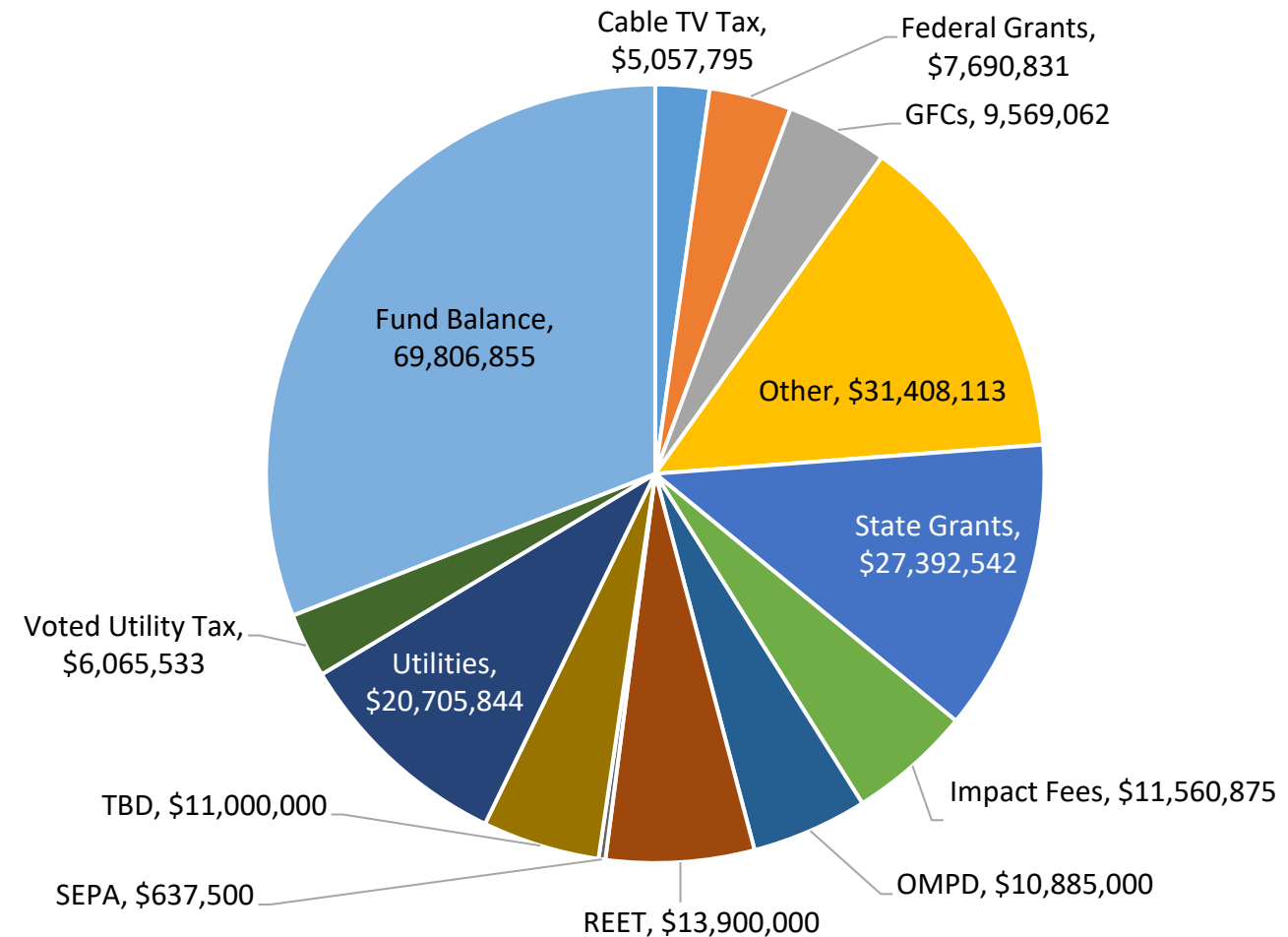
2023-2028 Projects by Category
\$225.7 Million



2023-2028 - Capital Revenues

General Government Revenue	6-Year Total
Cable TV Tax	\$5,057,795
Federal Grants	\$7,690,831
General Facilities Charges (GFCs)	\$9,569,062
Other Financing Sources	\$31,408,113
State Grants	\$27,392,542
Impact Fees	\$11,560,875
Transfer from Olympia Met. Parks Dist. (OMPD)	\$10,885,000
REET	\$13,900,000
SEPA Fees	\$637,500
Transportation Benefit District (TBD)	\$11,000,000
Utility Revenues	\$20,705,844
Voted Utility Tax	\$6,065,533
Use of Fund Balance	\$69,806,855
Total	\$225,679,950

2023-2028 Financial Plan - \$225.7 Million



2023 Project Highlights

Parks, Art, Recreation (\$7,515,000)

- Armory Creative Campus Design - \$250,000
- Yelm Hwy Community Park Master Plan & Design - \$800,000
- Lions Park Sprayground - \$1,220,000
- Grass Lake Nature Park Trail - \$3,333,000
- Rebecca Howard Park Design Master Plan - \$50,000

Transportation (\$17,136,768)

- 4th Ave/Plum St Bike & Ped Safety Improvements - \$1,469,000
- Downtown Bicycle Corridor - \$989,000
- Fones Road Reconstruction (Pacific Ave to 18th Ave) - \$10,887,768



2023 Project Highlights

General Capital Facilities (\$1,947,520)

- 108 State Ave - Building Improvements - \$661,765
- Maintenance Facility - New Roof - \$1,000,000

Drinking Water (\$7,611,936)

- Small Diameter Pipe Replacement - \$300,000
- Aging Water Main Replacement - \$200,000
- Boulevard Road Reservoir Rehab - \$3,223,734



2023 Project Highlights

Wastewater (\$908,284)

- 4th Avenue Sewer Design - \$449,400
- Miller and Central Lift Station Improvements - \$10,000
- Miller and Ann Lift Station Upgrade Design - \$109,410

Stormwater (\$1,994,701)

- Ellis Creek/East Bay Drive Fish Passage Design - \$100,000
- Brawne Avenue Water Quality Design - \$47,500
- Downtown Flood Mitigation/Sea Level Rise - \$125,000



2023 Project Highlights

Waste ReSources (\$2,110,000)

- Maintenance Facility Planning, Design and Construction - \$2,110,000

Home Fund

- Family Support Center
 - \$2,500,000 (2019, 2020, 2022)
 - \$2,500,000 (from WA State Dept of Commerce)
- Martin Way Phase II - \$150,000
- Franz Anderson Property - \$2,900,000



Recommendations & Comments

Recommendation letters provided by:

- Planning Commission
- Parks and Recreation Advisory Committee
- Bicycle and Pedestrian Advisory Committee
- Utility Advisory Committee

Public Comments provided by Community Members

- Sidewalks (Need for More, Funding, Voted Utility Tax, Condition, Maintenance)
- Potential Impact of Regional Fire Authority on Parks Funding



Thank you

olympiawa.gov/budget

CFP Transportation Chapter Response to Public Comments

October 18, 2023

2023 Preliminary CFP Public Hearing

Sophie Stimson, Interim Transportation Director, Public Works


Comments on Preliminary CFP

Major themes

- Concerns about funding levels and the use of revenue sources
- More attention to sidewalks and multimodal transportation in general is needed
- Questions related to the Fones Road project

Transportation Master Plan

- CFP is consistent with TMP
- Council accepted TMP in February 2021
- Increase trips by walking, biking and transit
- Guiding document implementing Comp Plan
- Public support for priorities and ranking methodologies
- Funding shortfalls identified

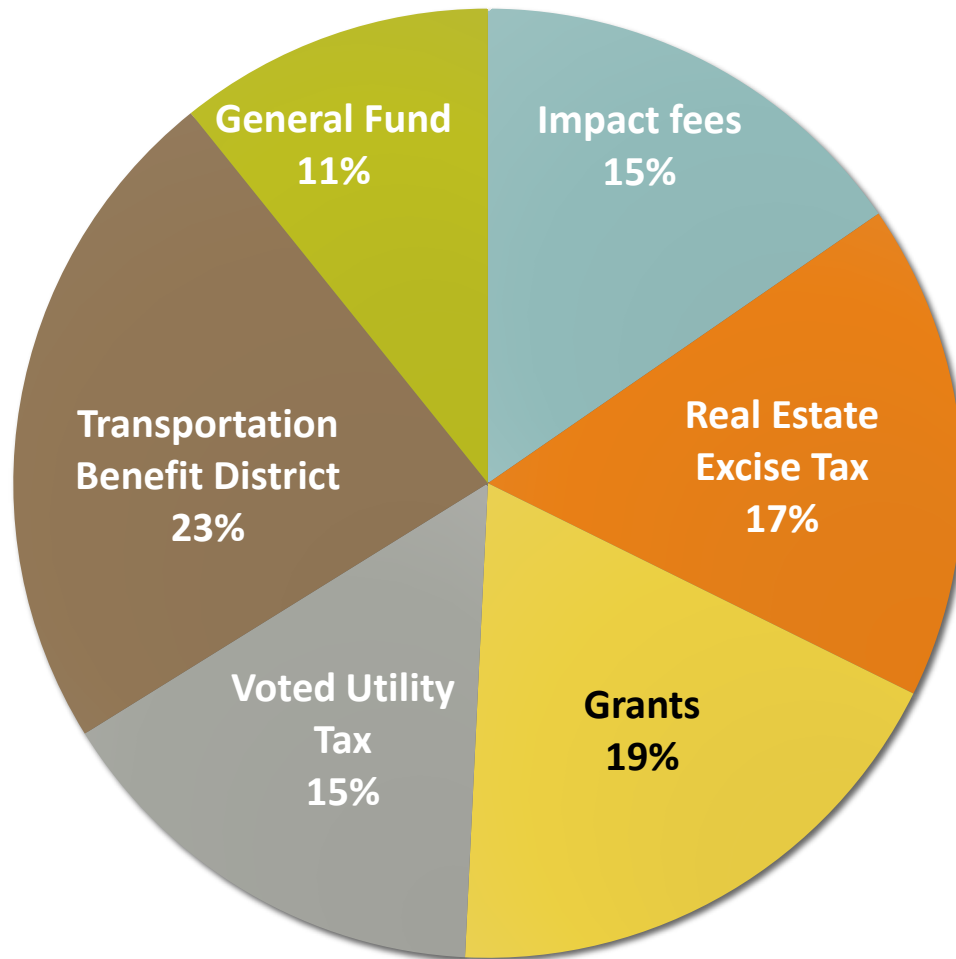


Comprehensive Plan

Transportation Master Plan

Capital Facilities Plan

Transportation Capital Funding



Total typical annual funding: \$6.5M

General Fund	\$700k
Real Estate Excise Tax	\$1.1M
Grants	\$1.2M
Voted Utility Tax	\$1M
TBD	\$1.5 M
Impact Fees	\$1M

Sidewalk Comments

- Address sidewalk repair

- Planned policy discussion in 2023

- Condition rating could be needed, depending on approach

- New sidewalks in neighborhoods

- TMP confirmed focus on major streets, where pedestrian safety needed most

- TMP projects improve neighborhood walkability (examples Elliott, 22nd)

Sidewalk Comments, continued

- Slow progress building sidewalks
 - Time-intensive: right-of-way, stormwater
 - Costly: West Bay Drive cost \$2.9M, 22nd/Eastside Street \$1.4M
- Restore general fund revenues to sidewalks
 - Needed for other CFP walk/bike programs
- Use TBD for sidewalks
 - Can be part of larger funding discussion

Fones Road Project

- Unique function
 - Industrial, commercial, residential
 - 5,000 people live within ½ mile of the corridor
 - Historically disadvantaged neighborhoods
- Multimodal corridor
 - Sidewalks and bike lanes both sides
 - Lighting, landscaping, crossings
 - Lane reconfiguration
 - Roundabout

Project Funding

City Sources	\$11,730,275
Grants	\$6,064,571
Total	\$17,794,846

Fones Road Project Comments

- Auto-oriented project

- Comprehensive scope addressing walk, bike, auto, and truck

- Major portion of project is sidewalks and bike lanes

- Use of VUT

- \$3M appropriated in 2022

- Project not on 2004 list for use of VUT

- Sidewalks are a major part of this project

- Proceeding with funding plan is critical to grant requirements

2023 Transportation Chapter

- Maximize use of grants for bike and pedestrian projects
 - \$9.5M in grants next 3 years
- Larger transportation funding discussion in 2023
 - More fully fund the TMP
 - Best use of current and potential new revenues
 - Pace of sidewalks construction
 - Pavement management funding and implications
- Proceed with 2023 CFP
 - Meets timelines and provides match funds for grant obligations

Thank you.

Questions?

Fones Project Funding

		Prior Appropriations	2023 Proposed Appropriation	
City Sources	Voted Utility Tax for Sidewalks	\$3,000,000		
	TBD		\$2,000,000	
	REET		\$4,000,000	
	Impact Fees	\$2,730,275		
	<i>Subtotal City Funds</i>			<i>\$11,730,275</i>
Grants	Surface Transportation Program	\$1,176,803		
	Surface Transportation Block		\$2,040,118	
	Transportation Alternatives		\$383,775	
	Congestion Management and Air Quality		\$463,875	
	Transportation Improvement Board		\$2,000,000	
	<i>Subtotal Grants</i>			<i>\$6,064,571</i>
Total		\$6,907,078	\$10,887,768	\$17,794,846