



T H O M A S  
architecture studios

109 CAPITOL WAY N. | OLYMPIA, WA 98501  
360.915.8775 | tarctstudio.com

PHOTOMETRIC SUMMARY:

4TH AVE NW

AVERAGE FOOTCANDLES = 2.4 FC

MAXIMUM FOOTCANDLES = 7.5 FC

MINIMUM FOOTCANDLES = 0.4 FC

MAX:MIN. = 18.8:1

AVG.:MIN. = 6.0:1

5TH AVE SW

AVERAGE FOOTCANDLES = 1.9 FC

MAXIMUM FOOTCANDLES = 7.2 FC

MINIMUM FOOTCANDLES = 0.1 FC

MAX:MIN. = 72.0:1

AVG.:MIN. = 19.0:1

SIMMONS ST. NW

AVERAGE FOOTCANDLES = 1.2 FC

MAXIMUM FOOTCANDLES = 3.4 FC

MINIMUM FOOTCANDLES = 0.3 FC

MAX:MIN. = 11.3:1

AVG.:MIN. = 4.0:1

SYLVESTER ST. SW

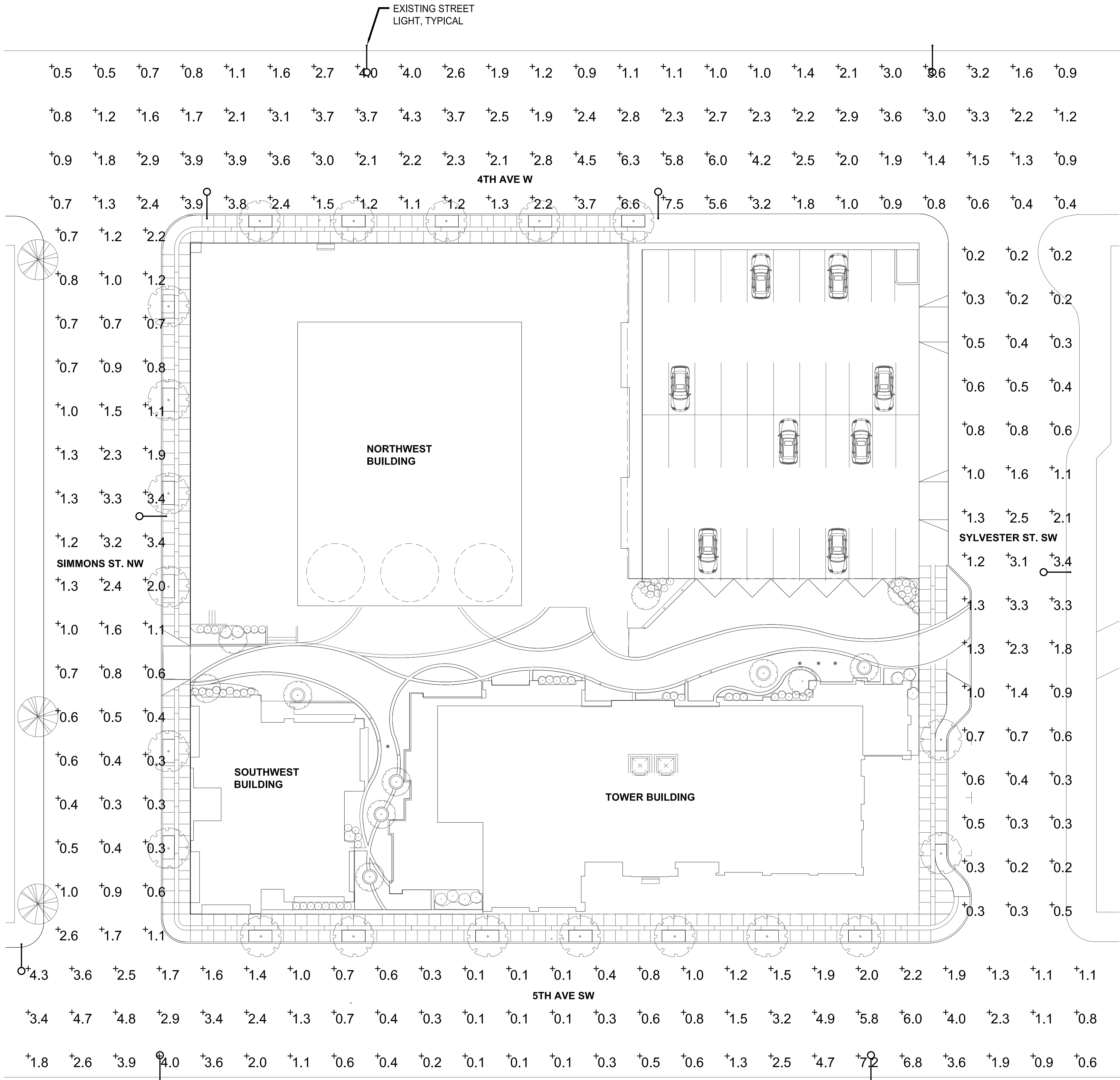
AVERAGE FOOTCANDLES = 1.0 FC

MAXIMUM FOOTCANDLES = 3.4 FC

MINIMUM FOOTCANDLES = 0.2 FC

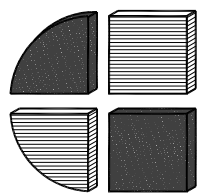
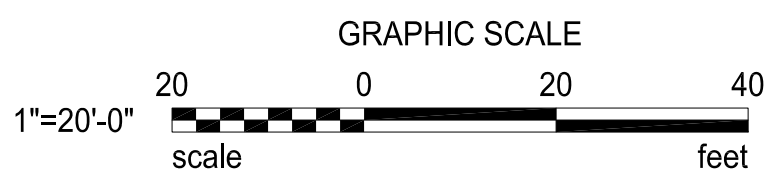
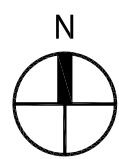
MAX:MIN. = 17.0:1

AVG.:MIN. = 5.0:1



STREET LIGHTING ANALYSIS SITE PLAN

SCALE: 1" = 20'-0"



CROSS ENGINEERS, INC

923 MLK Jr. Way  
Tacoma, WA 98405  
info@crossengineers.com

Phone: (253) 759-0118  
Job Number: 17-089

All material herein constitutes the original and unpublished work of the architect and may not be used, duplicated, or disclosed without the written consent of the architect. Copyright © 2016 by Thomas Architecture Studios. All rights reserved.

VIEWS ON 5TH

1704  
PERMIT SET  
SEPTEMBER 2017

STREET LIGHTING  
ANALYSIS SITE PLAN

SL-1