

Recycling Program Update

- Policy Direction & Background
- Data Trends
- China's Import Restriction
- Impact to City
- Regional Perspective
- City Response





2015-2020 Waste Resources Plan

Goal 1: Reduce the quantity of waste generated & disposed of in Olympia.

Goal 2: Increase the quantity of recyclable and compostable materials diverted from the landfill.

Goal 3: Operate collection services safely and efficiently.

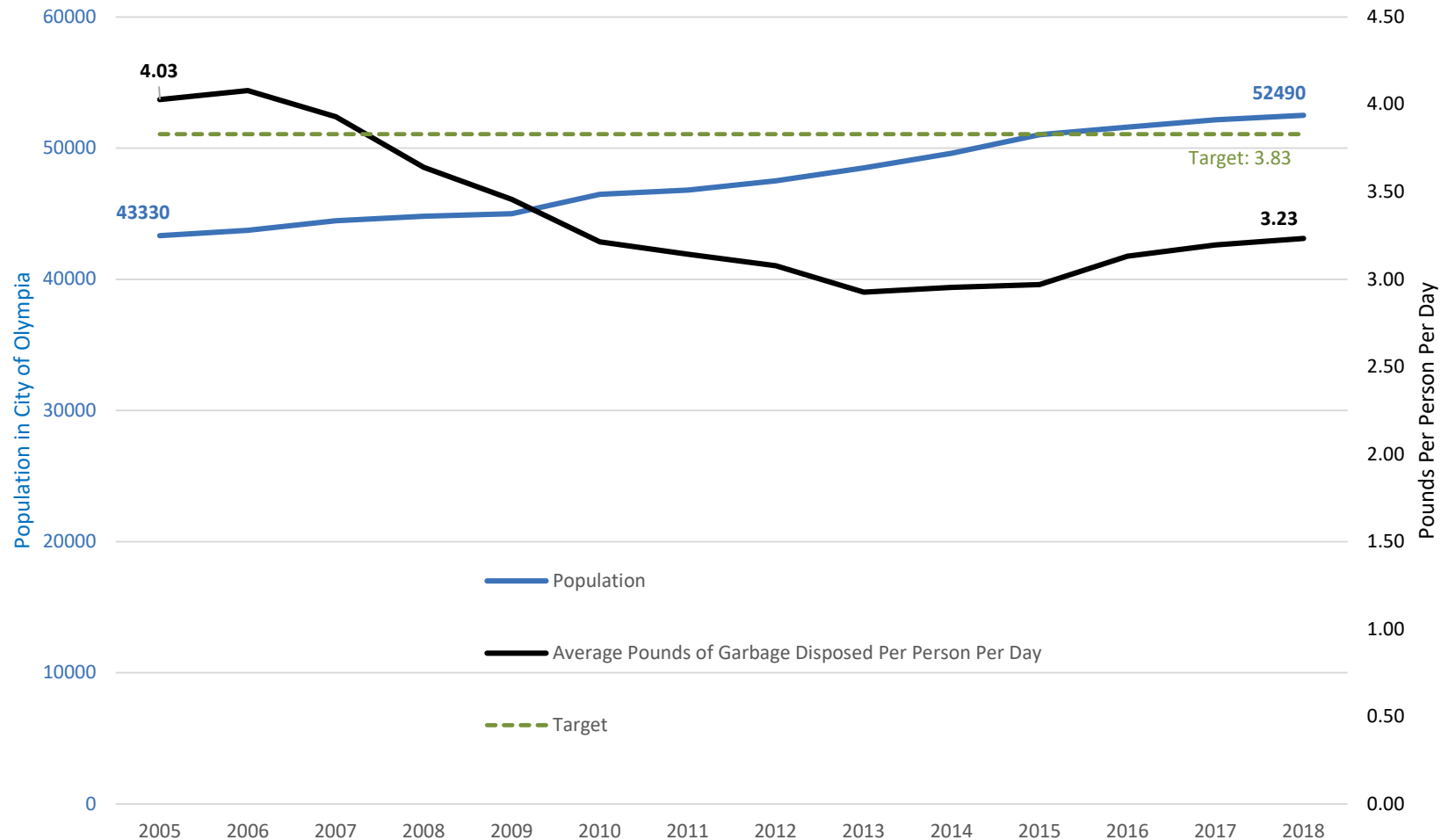
Goal 4: Manage the Utility's finances responsibly, with fair, equitable rates that promote waste reduction and recycling.



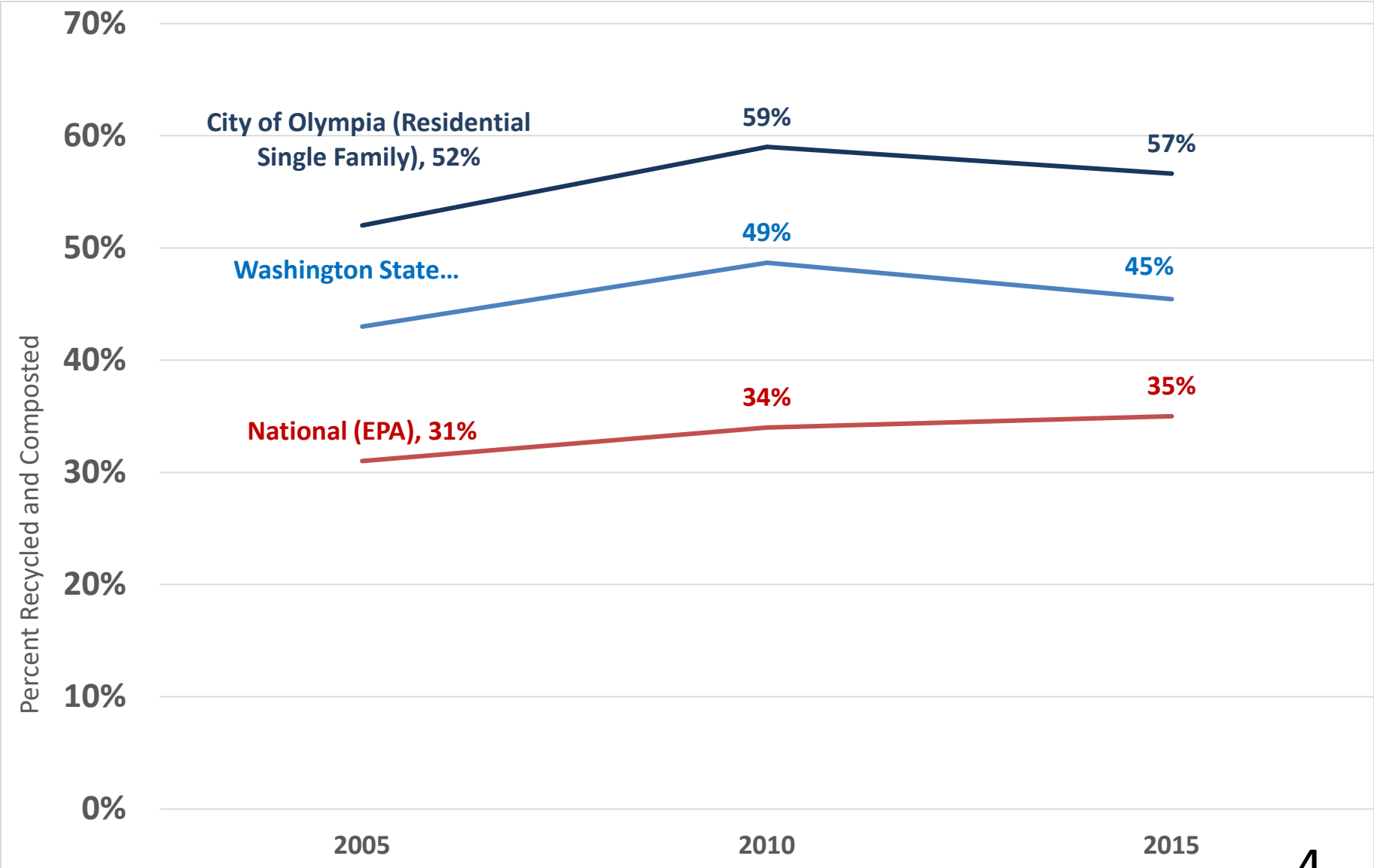


2015-2020 Waste Resources Plan

Performance Measure: Waste Reduction



Recycling Rate Comparison – City, State, National



China National Sword, aka Blue Skies 2018

Pre-2017

China is World's largest
buyer of recyclables

50% globally

January 2018

- Limit to 0.5% contamination
- 24 types of solid waste & recyclables banned

July 2017

China imposes
import restrictions
in letter to WTO

China National Sword, aka Blue Skies 2018

2018: Zero materials
shipped to China

Processor shipping to
alternate markets.

Vietnam, Thailand,
Indonesia, etc.


By May/June 2018
Vietnam & Thailand ban
scrap plastic. Indonesia
requires pre-inspection

**China expected to stop all
waste imports by 2020,
if not sooner**

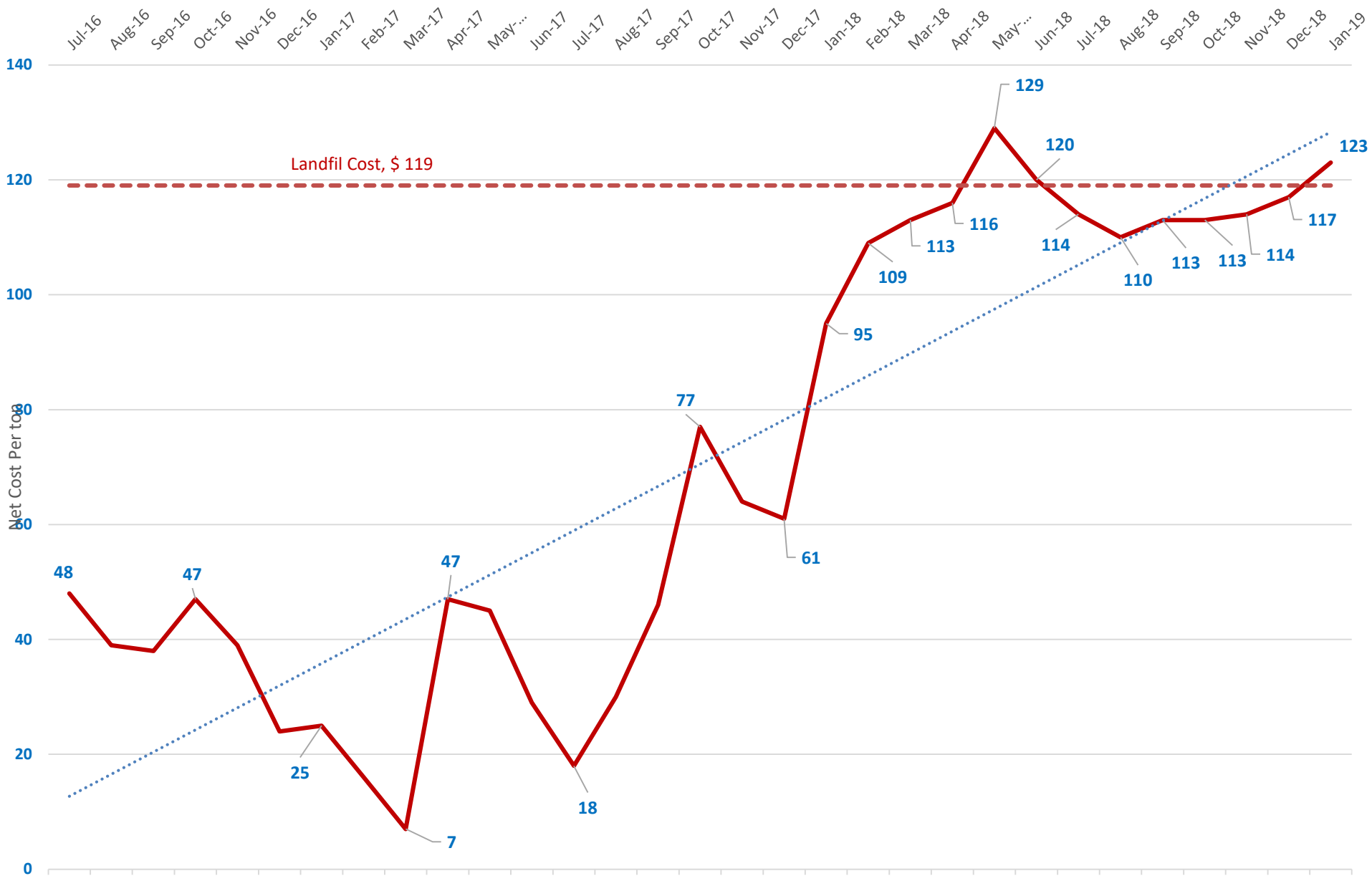
1st Quarter 2019 – Recycle
values continue to drop

Impacts

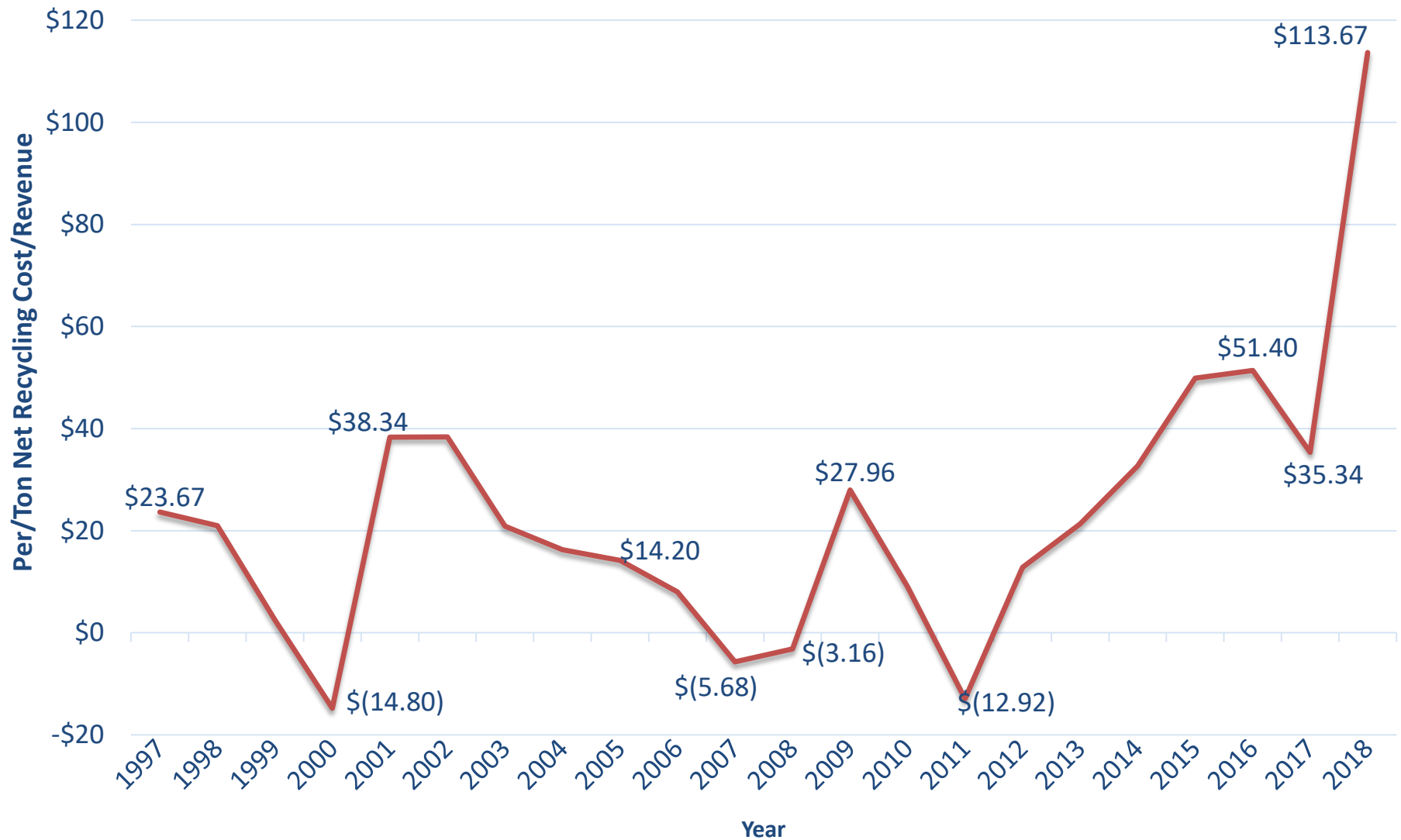
- Processor
 - Slowed throughput.
 - Finding markets is increasingly difficult.
- City costs continue to rise
- Commodity values at historic low.
 - Mixed paper value before +\$100/ton,
 - today **-\$19/ton**
 - Lowest to date **-\$20/ton**
- Previously, processing & hauling costs mostly offset by revenue generated from selling material.



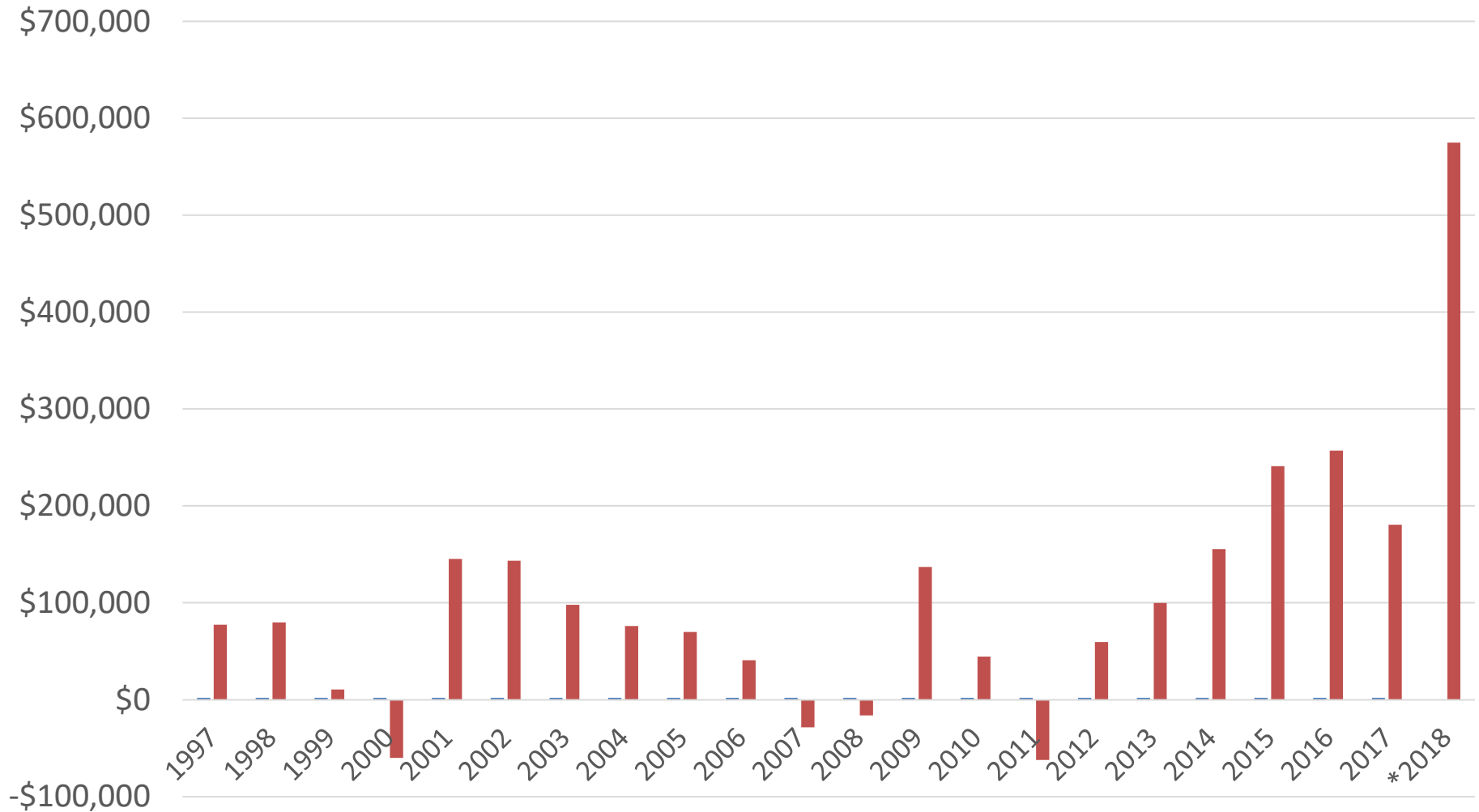
Net Cost to City after Commodity Values offset the Price of Transload, Hauling, & Processing



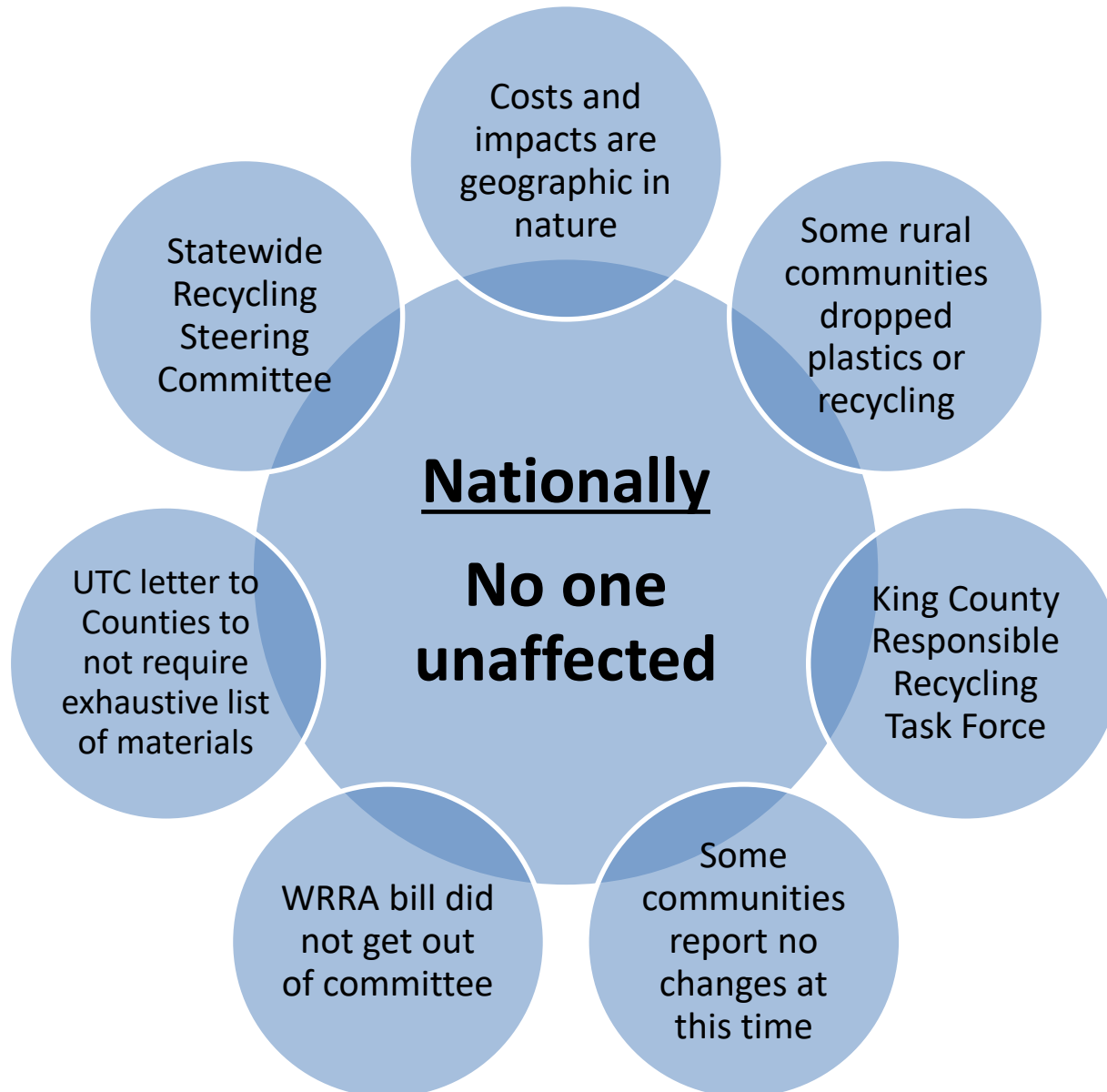
Annual Per/Ton Net Recycling Cost '97 - Current



Annual Net Recycling Cost '97 - Current



What's Happening Around Us





City's Acceptable Materials List

No changes at this time

Olympia's List (All commingled)

Plastic bottles & Jugs
Dairy Tubs
Plastic buckets and flower pots
Tin Cans
Aluminum Cans
Corrugated Cardboard
Mixed Waste Paper

- Newsprint
- Office Paper
- Direct mail
- Magazines & Catalogues
- Cereal, Shoe Boxes and Similar
- Frozen Food Boxes

Milk & Juice Cartons
Aseptic Cartons (Soy, etc. aka, shelf stable)
Glass Bottles

WRRRA Proposed List (Commingled)

#1 & #2 Plastic Bottles & Jugs Only

Tin Cans
Aluminum Cans
Corrugated Cardboard
Mixed Waste Paper

- Newsprint
- Office Paper
- Direct mail
- Magazines & Catalogues
- Cereal, Shoe Boxes and Similar

City's Acceptable Materials List

Plastic Containers - NO LIDS!



Paper - NO LIDS!



Metal - NO LIDS!



Glass - NO LIDS!



WRRRA's Recommended List

Plastic Containers - *NO LIDS!* #1 PET & #2 HDPE only



Paper - *NO LIDS!*



Metal - *NO LIDS!*



Glass - *NO LIDS!*



City Response

- Monitor situation & communicate with processor.
- No changes made to the acceptable materials list at this time.
 - 2019: Study the financial, environmental, & societal impacts of removing glass, poly-coated cartons & plastics other than #1-#2 bottles.
- Education & Outreach.
 - Post card and 5-Things Insert
 - Lid lifts, cart tagging – Grant
 - NHA Meetings
 - Recycle Coach
- Adapt financially.

