



Parks, Arts & Recreation Year in Review 2018

OLY
on
ICE

Total Attendance 1st Year: 20,415

Attendance was double the projected numbers

Over 50 Partners

Including sponsors and programming partners

Future Vision

Increased rink size, seating and concessions



2018 Highlighted Projects

We enrich lives by connecting people with quality experiences.



96 New Classes



Music Out Loud




Percival Plinth Project Kick-Off Event



New Margaret McKenny Playground



Expanded Summer Camps

















LED Upgrade
(Yauger Park)



8,517 Volunteer Hours

OPARD Performance Measures & Community Indicators

The City of Olympia Action Plan outlines strategies and actions, directing City Council and City Staff towards our community's vision. OPARD's work contributes to the five action areas within the Action Plan.

Community, Safety & Health	Baseline	2018	2019 Target	Rating
We offer over 100 unique classes, programs and activities. Recreation programs build community, improve individual health, and support the local economy.				
Participation in Recreation Activities (Hours)	244,570	278,672	287,032	
Recreation Cost Recovery (%)	75.6%	79.0%	75.0%	
Activity Participants Quality Rating (1-5 Scale)	4.49	4.61	4.50	
Downtown				
Percival Landing and the Heritage Park Fountain are beloved downtown destination parks that help make Olympia's downtown an attractive destination. Olympia's bi-annual Arts Walk celebrates the arts as a defining characteristic of our community.				
Businesses and Artists Registered for Arts Walk	553	490	500	
Rentals at the Olympia Center and Harbor House (Hours)	3,642	6,059	6,180	
Overnight Moorage at Percival Landing (Nights)	378	514	524	
Economy				
Art contributes to a vibrant quality of life along with high quality parks and public spaces. These areas draw tourists and support a desirable community where people want to live, work and play.				
Total Maintenance & Stewardship Hours (Hours)	34,347	50,760	50,800	
Artworks in Public Collection	100	121	124	
Neighborhoods				
Having a park within a short distance from one's home provides a convenient place to exercise, take kids to play, or experience nature within the city. Parks serve as community gathering places, and contribute to a neighborhood's character and sense of place.				
Percentage of land within 1/2 mi. of a park entrance	56.47%	61.88%	63.53%	
Park Shelter Rentals (Hours)	2,553	3,785	3,860	
Environment				
Parks provide important environmental benefits to the community like vegetated areas for cleaning air and water, as well as a daily connection to nature.				
Total Park System Acreage	1,015.28	1,342.06	1,347.29	
Miles of Trails	16.10	23.35	23.35	
Number of Volunteers	2,395	2,536	2,400	
Volunteer Work Hours	7,275	8,517	8,000	



Parks, Arts & Recreation At A Glance

**Planning &
Design**

**Arts &
Events**

**Recreation
Programs**

**Facility
Operations**

**Stewardship &
Maintenance**



Park Land Acquisition

Goal: Purchase 500 additional acres by 2024
Progress: Acquired 440 acres as of 2018



631 Votes for People's Choice Sculpture Award



48 Parks, **23** Trails Miles, **4.5** Shoreline Miles



12 City-Owned Athletic Fields



2,144 Summer Camp Participants



134 Garden Plots Reserved



9,191 Free Summer Nutrition Meals Served



4,642 Special Interest Class Participants

Stay Connected



olympiawa.gov/subscribe



[@OlyPard](https://twitter.com/OlyPard)



olympiawa.gov/parks