Attachment 3

SCJ ALLIANCE
CONSULTING SERVICES

April 24, 2019

Nicole Floyd
Senior Planner
City of Olympia
601 4th Ave. E
Olympia, WA 98501

Re: Pattison North Parcel Expansion
Intercity Transit
SCJ Project #1874.03

Dear Nicole:

We are pleased to submit our application for Conditional Use Permit and Conceptual Design Review for the Pattison North Parcel Expansion at the Intercity Transit facility on Martin Way and Pattison Street. This project is the continuation of the north site development which is the subject of a Development Agreement between the City of Olympia and Intercity Transit. Phase 1 construction was completed 2016. This application is to construct Phase 2 which is the expansion into the entire northern parcel. This project includes the construction of two buildings, a new administration and operations office building and a fueling and maintenance facility, as well as additional parking and vehicular drive aisles and other appurtenant facilities.

Per the Developer Agreement, the site construction has been designed per the requirements of the 2015 Olympia Municipal Code (OMC), 2009 Drainage Design and Erosion Control Manual (DDECM) and the 2015 Engineering Design and Development Standards (EDDS).

We have prepared this letter to highlight a few items that have been previously discussed at the two pre-submission meetings and other discussions to aid in your review of the attached documents:

Project Overview

This project is the continuation or Phase 2 of the development addressed in the previously mentioned Developer Agreement. It will include the construction of a new approximately 43,500 square foot administration and operations building, an approximately 24,800 square foot fuel, wash and facilities building and associated parking and vehicular movement areas. Employees and operations in the existing administration and operations building on the adjacent south site will move to the new building once construction is completed. The existing administration and operations building will remain vacant. The future master plan of the overall Intercity Transit facility is being finalized but it is anticipated that this building will be demolished at a future as yet to be determined date.

Frontage Improvements

Frontage improvements along Martin Way and Pattison Street including a new signal, street widening, addition of sidewalks, etc. have previously been designed, permitted and are currently under construction. This construction also included utility stubs to the north site for water and sewer and construction of the new driveway aprons proposed on Pattison Street and Martin Way. Construction will be completed summer of 2019.

Lot Consolidation/Boundary Line Adjustment

At this time, we are not proposing a lot consolidation or boundary line adjustment. Although this might be beneficial to address some requirements, removal of the lot line has stormwater implications that make this approach undesirable. It is understood that keeping the lot line will have setback and landscape requirements. We have generally provided at least 5 feet of landscaping area between parking and the property line in the proposed Phase 2 areas. The existing areas that were part of the Phase 1 construction were not retrofitted to include of landscaping at the south property line. It is assumed that, since Phase 1 is existing and was permitted for construction without that 5-foot area, retrofitting would not be required.

Stormwater Management

A large underground stormwater infiltration facility was built during Phase 1 but was designed to have capacity for the future construction of Phase 2. Stormwater treatment facilities were also installed. It was determined that these facilities also have capacity to accommodate the added areas of the new construction that require treatment. Therefore, for this project the only stormwater systems required are for capture and conveyance.

Parking

The north site, including both the previously constructed Phase 1 and this new Phase 2 construction, does not have sufficient space to provide all required employee parking. Rather, parking for employees is being addressed on overall campus basis with much of the employee parking being present on the south parcel. It is understood that this arrangement will need a formally recorded cross parking agreement subject to review by the city.

Much of the parking on-site is in fact vehicle storage. Vehicle storage areas have been identified in the project drawings. Vehicle storage has been proposed for both current inventory plus projected growth.

Pervious/Impervious Area

The site has been designed to meet the impervious limits of HDC-4 zoning per the 2015 OMC. Proposed pervious areas include landscaping and pervious pavement. The impervious and pervious area calculations have been provided in the project drawings.

Trees

Per the Developer Agreement, the north site has a requirement to plant 80 tree units on-site. Per the attached landscaping plans, 84 tree units are currently proposed.

SCJ ALLIANCE
CONSULTING SERVICES

Solid Waste

No new solid waste facilities are proposed. Solid waste from the new facilities will be transported to the existing trash compactor and recycling dumpster currently accessed by the City's waste collection services. See attached plans for location.

We look forward to continuing to work with you on this project. Please feel free to call me if you need any additional information or clarification of the items in this letter, the submittal materials or any other portion of the application.

Respectfully,
SCJ Alliance

Jared VerHey, PE
Project Manager

N:\Projects\1874 Stantec Architecture, Inc\1874.03 Intercity Transit North Site Development\Correspondence\Submittals\2019 04 24 CUP Submittal\Narrative Cover Letter.docx

INTERCITY TRANSIT - PATTISON NORTH PARCEL EXPANSION
SITE PLAN REVIEW DOCUMENTS
OLYMPIA, WASHINGTON

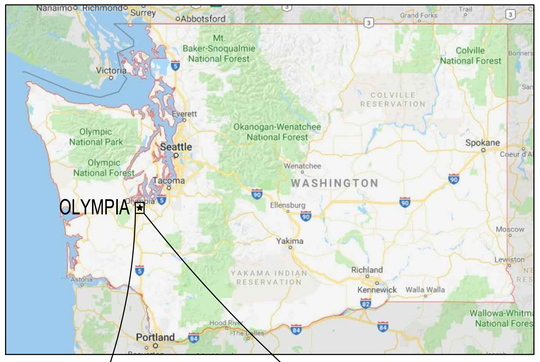

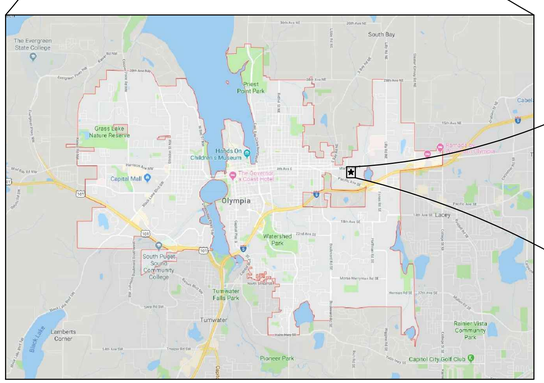

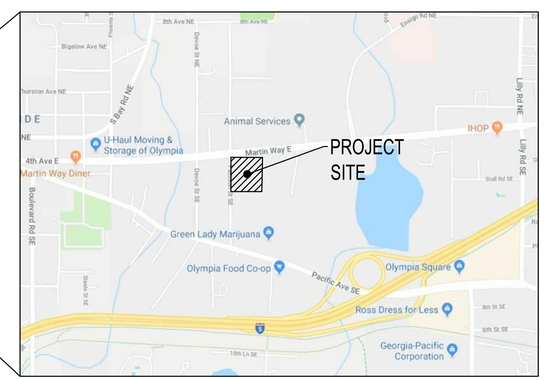

NTS

A PORTION OF SEC 18, T18N., R1W., W.M.
OLYMPIA, WA

OWNER / APPLICANT
INTERCITY TRANSIT
526 PATTISON ST SE
OLYMPIA, WA 98501
PHONE: 360.705.5833
CONTACT: STEVE KRUEGER

CONSULTANTS
SCJ ALLIANCE
8730 TALLON LANE NE, SUITE 200
LACEY, WA 98516
PHONE: 360.352.1465
CONTACT: A. HEAD, P.E.

ARCHITECT:
STANTEC ARCHITECTURE, INC.
1050 17TH STREET SUITE A200
DENVER, CO 80265-0845
PHONE: 303.575.8430
CONTACT: ERIC WOOD

SURVEYOR:
KPFF
612 WOODLAND SQUARE LOOP SE
LACEY, WA 98503
PHONE: 360.292.7230
CONTACT: JEREME CHAPMAN, PLS

GEOTECH:
GEOENGINEERS
1101 SOUTH FAWCETT AVENUE, SUITE 200
TACOMA, WA 98402
PHONE: 253.383.4940
CONTACT: CHRISTOPHER NEWTON, P.E.

SITE INFORMATION
PARCEL NUMBER: 34202600000
ACRES: ±5.26

SITE ADDRESS:
3000 MARTIN WAY E
OLYMPIA, WA, 98501

UTILITIES
SEWER/STORMWATER/WATER:
CITY OF OLYMPIA
CONTACT: TIFFANI KING
PH: 360.753.8257

GAS:
PUGET SOUND ENERGY
CONTACT: CHERYL PARAS
PH: 253.476.6300

POWER:
PUGET SOUND ENERGY
CONTACT: RYAN WALSH
PH: 360.357.6833

CABLE/TELEPHONE:
CENTURYLINK
CONTACT: MICHELLE PALMER
PH: 360.956.7692

CABLE/TELEPHONE:
COMCAST
CONTACT: MARK TORRES
PH: 360.357.1230

BROADBAND:
WAVE
CONTACT: KLAYTON PIKE
PH: 425.229.3503

LEGAL DESCRIPTION:
SECTION 18 TOWNSHIP 18 RANGE 1W QUARTER NE SW
PLAT BERRY FARMS TR 26 & 27 DOCUMENT 008/028
ALSO ROW PER DEED 4101727

BASIS OF BEARINGS:
WASHINGTON STATE PLANE COORDINATES, NORTH ZONE 4601, NAD 83/91. PER CITY OF OLYMPIA CONTROL POINTS #1035 AND #8017.

DATUM:
NAVD 88, CONTRACTOR TO VERIFY VERTICAL DATUM WITH TIES TO LOCAL SITE CONTROL AND TOPOGRAPHY.

SHEET INDEX

CALL BEFORE YOU DIG
THE CONTRACTOR SHALL BE FULLY RESPONSIBLE FOR THE LOCATION AND PROTECTION OF ALL EXISTING UTILITIES. THE CONTRACTOR SHALL VERIFY ALL UTILITY LOCATIONS PRIOR TO CONSTRUCTION BY CALLING THE UNDERGROUND LOCATE LINE AT (800) 424-5555 A MINIMUM OF 48 HOURS PRIOR TO ANY EXCAVATION.

REVISIONS	DATE	BY

SCJ ALLIANCE
CONSULTING SERVICES
8730 TALLON LANE NE, SUITE 200, LACEY, WA 98516
P: 360.352.1465 F: 360.352.1509
SCJALLIANCE.COM

SHEET TITLE: COVER SHEET

PROJECT NAME: INTERCITY TRANSIT
PATTISON NORTH PARCEL EXPANSION
OLYMPIA, WASHINGTON

SEAL: JARED JASON VERHEY, STATE OF WASHINGTON, 46437, REGISTERED PROFESSIONAL ENGINEER
04/24/2019

DESIGNER: S. EGAN
DRAWN BY: S. ORDONEZ
APPROVED BY: J. VERHEY
DATE: APRIL, 2019
JOB NO: 1874.03
DRAWING FILE NO: 1874.03 CV-01
DRAWING NO: CV-01
SHEET NO: 1 OF 23

Apr 24, 2019 11:58:06am – User: steve.egan
N:\PROJECTS\1874 STANTEC ARCHITECTURE, INC\1874.03 INTERCITY TRANSIT NORTH SITE DEVELOPMENT\CADD\1874.03 CV-01.DWG

SEC. 18, T18N., R1W., W.M.

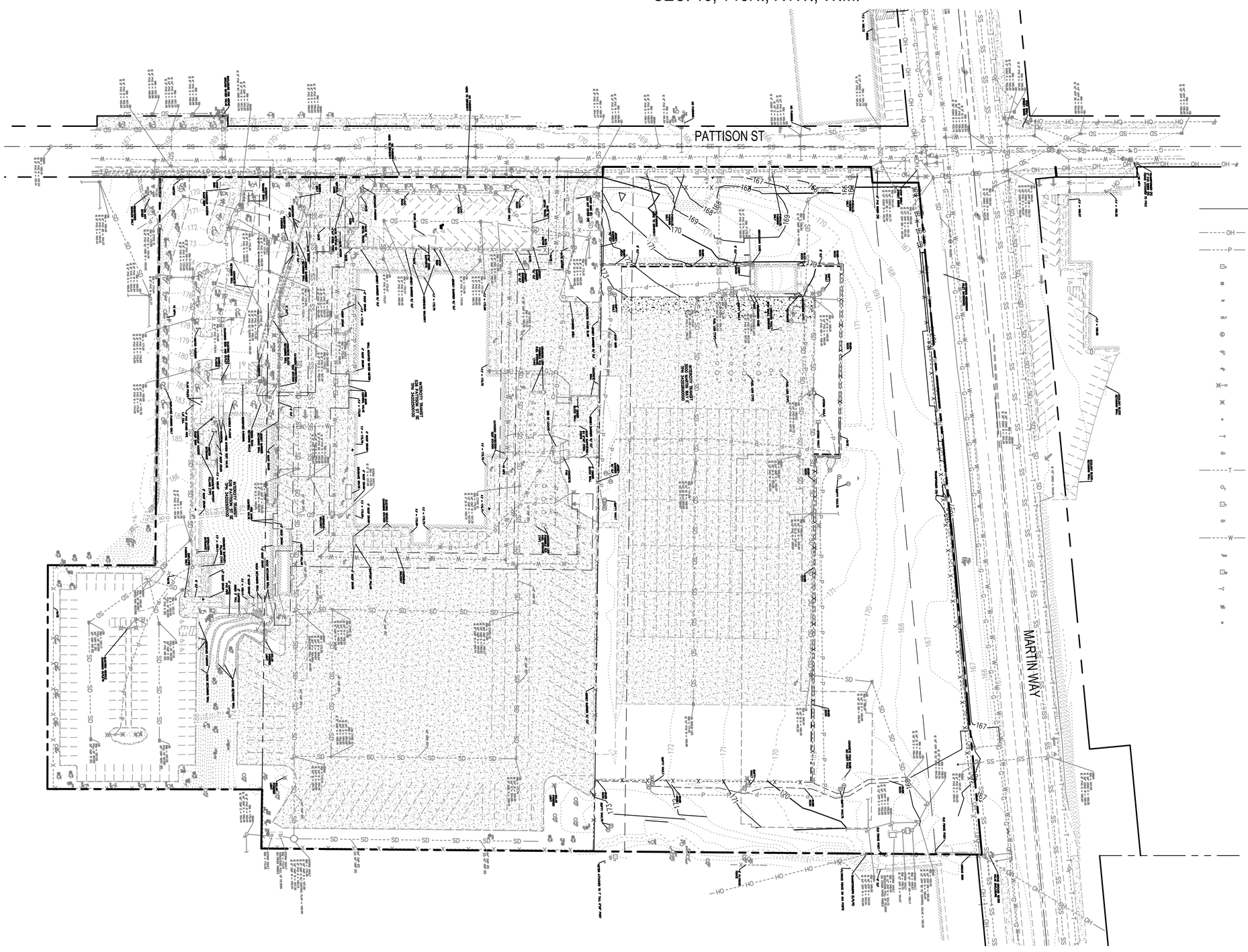

LEGEND

—OH—	OVERHEAD POWER LINE		WATER METER
—P—	POWER LINE		WATER VALVE
	POWER VAULT		IRRIGATION VALVE
	TRANSFORMER		WATER SPIGOT
	POWER METER	—G—	GAS LINE
	LIGHT JUNCTION BOX		GAS METER
	POWER MAN HOLE		GAS VALVE
	UTILITY POLE	—SS—	SEWER LINE
	POWER POLE		SANITARY SEWER MANHOLE
	STREET LIGHT		SANITARY SEWER CLEANOUT
	LIGHT STANDARD	—SD—	STORM LINE
	YARD LIGHT		STORM DRAIN MANHOLE
	ANCHOR		CATCH BASIN
	JUNCTION BOX		CATCH BASIN WITH ROUND LID
—T—	TELEPHONE LINE		STORM DRAIN CLEANOUT
	TELECOMMUNICATIONS MAN HOLE		POST
	TELECOMMUNICATIONS VAULT		BOLLARD
	TELECOMMUNICATIONS PEDESTAL		MAILBOX
—W—	WATER LINE		SIGN AS NOTED
	MONITORING WELL		CONIFER AS NOTED
	WATER VAULT		DECIDUOUS AS NOTED
	FIRE DEPARTMENT CONNECTION		BUSH
	POST INDICATOR VALVE		WHEEL STOP
	FIRE HYDRANT		MONUMENT LINE
			VACATED PROPERTY LINE

CALL BEFORE YOU DIG

THE CONTRACTOR SHALL BE FULLY RESPONSIBLE FOR THE LOCATION AND PROTECTION OF ALL EXISTING UTILITIES. THE CONTRACTOR SHALL VERIFY ALL UTILITY LOCATIONS PRIOR TO CONSTRUCTION BY CALLING THE UNDERGROUND LOCATE LINE AT (800) 424-5555 A MINIMUM OF 48 HOURS PRIOR TO ANY EXCAVATION.

Apr 24, 2019 11:58:14am - User: sfergan
N:\PROJECTS\1874 STANTEC ARCHITECTURE, INC\1874.03 INTERCITY TRANSIT NORTH SITE DEVELOPMENT\CADD\1874.03 EX-01.DWG

REVISIONS	DATE	BY

SCJ ALLIANCE
CONSULTING SERVICES
8730 TALLON LANE NE, SUITE 200, LACEY, WA 98516
P: 360.352.1465 F: 360.352.1509
SCJALLIANCE.COM

SHEET TITLE: EXISTING CONDITIONS MAP

PROJECT NAME: INTERCITY TRANSIT
PATTISON NORTH PARCEL EXPANSION
OLYMPIA, WASHINGTON

SEAL: JARED JASON VERHEY, STATE OF WASHINGTON, 46437, REGISTERED PROFESSIONAL ENGINEER
04/24/2019

DESIGNER: S. EGAN
DRAWN BY: S. ORDONEZ
APPROVED BY: J. VERHEY
DATE: APRIL, 2019
JOB NO: 1874.03
DRAWING FILE NO: 1874.03 EX-01
DRAWING NO: EX-01
SHEET NO: 2 OF 23

SEC. 18, T18N., R1W., W.M.

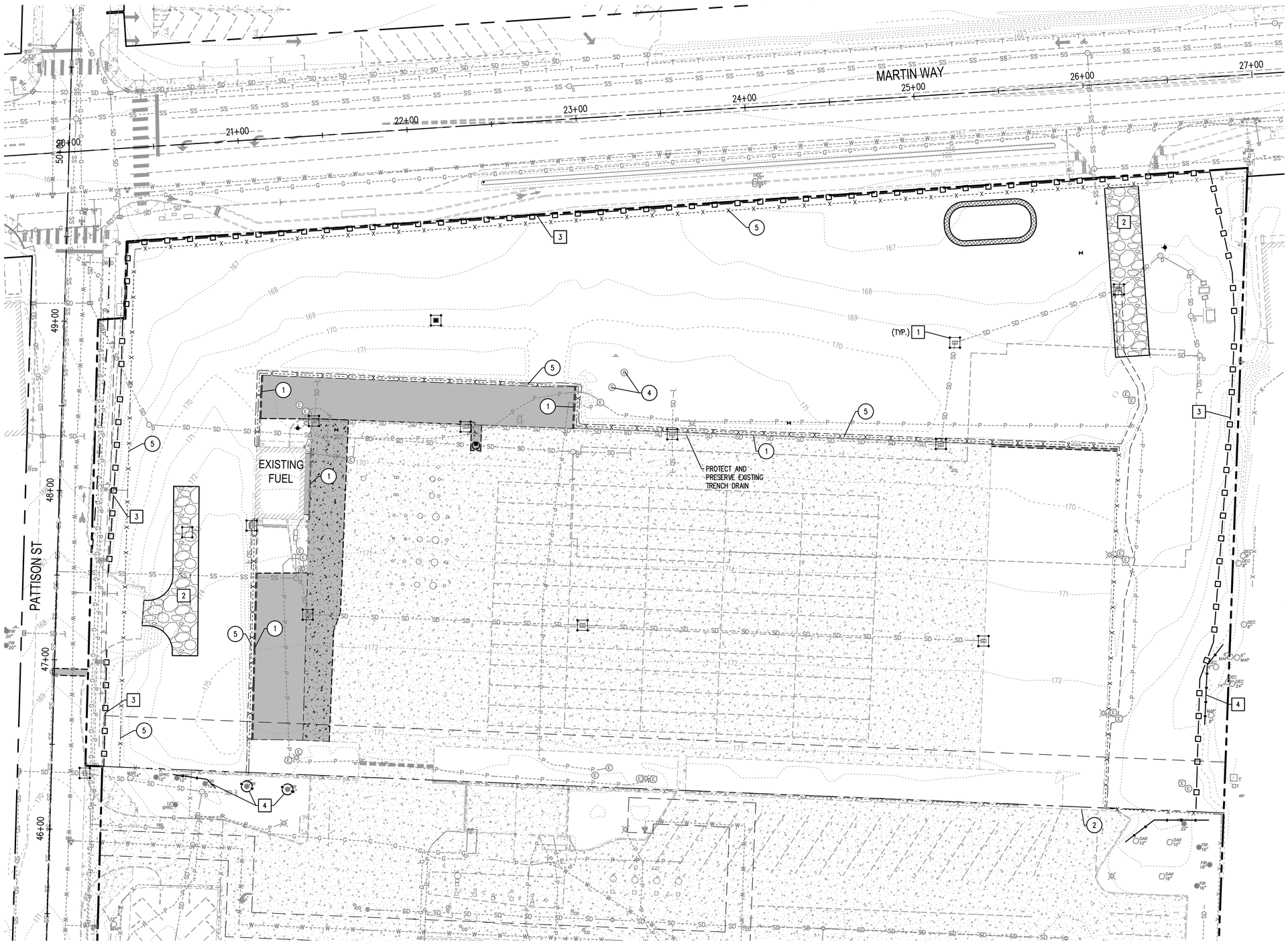

N

0 30 60

SCALE IN FEET

LEGEND

- STABILIZED CONSTRUCTION ENTRANCE
- INLET SEDIMENT PROTECTION
- SILT FENCE
- TREE PROTECTION FENCE
- SAWCUT
- EXISTING ASPHALT/CONCRETE/CURB AND BASE TO BE REMOVED
- TEMPORARY SEDIMENT POND

XX EROSION CONTROL NOTE:

1. INLET PROTECTION
2. CONSTRUCTION ENTRANCE
3. SILT FENCE
4. TREE PROTECTION FENCE

XX DEMOLITION NOTE:

1. REMOVE EXISTING CURB
2. EXISTING JERSEY BARRIER AND FENCE TO BE REMOVED
3. EXISTING VAULT TO BE RELOCATED
4. EXISTING ELECTRICAL VAULTS TO BE RELOCATED
5. REMOVE EXISTING FENCE

CALL BEFORE YOU DIG

THE CONTRACTOR SHALL BE FULLY RESPONSIBLE FOR THE LOCATION AND PROTECTION OF ALL EXISTING UTILITIES. THE CONTRACTOR SHALL VERIFY ALL UTILITY LOCATIONS PRIOR TO CONSTRUCTION BY CALLING THE UNDERGROUND LOCATE LINE AT (800) 424-5555 A MINIMUM OF 48 HOURS PRIOR TO ANY EXCAVATION.

REVISIONS	DATE	BY

SCJ ALLIANCE
CONSULTING SERVICES
8730 TALLON LANE NE, SUITE 200, LACEY, WA 98516
P: 360.352.1465 F: 360.352.1509
SCJALLIANCE.COM

SHEET TITLE: DEMOLITION AND TESC PLAN

PROJECT NAME: INTERCITY TRANSIT
PATTISON NORTH PARCEL EXPANSION
OLYMPIA, WASHINGTON

SEAL: JARED JASON VERHEY, STATE OF WASHINGTON, 46437, REGISTERED PROFESSIONAL ENGINEER — 04/24/2019

DESIGNER: S. EGAN
DRAWN BY: S. ORDONEZ
APPROVED BY: J. VERHEY
DATE: APRIL, 2019
JOB NO: 1874.03
DRAWING FILE NO: 1874.03 EC-01
DRAWING NO: EC-01
SHEET NO: 3 OF 23

SEC. 18, T18N., R1W., W.M.

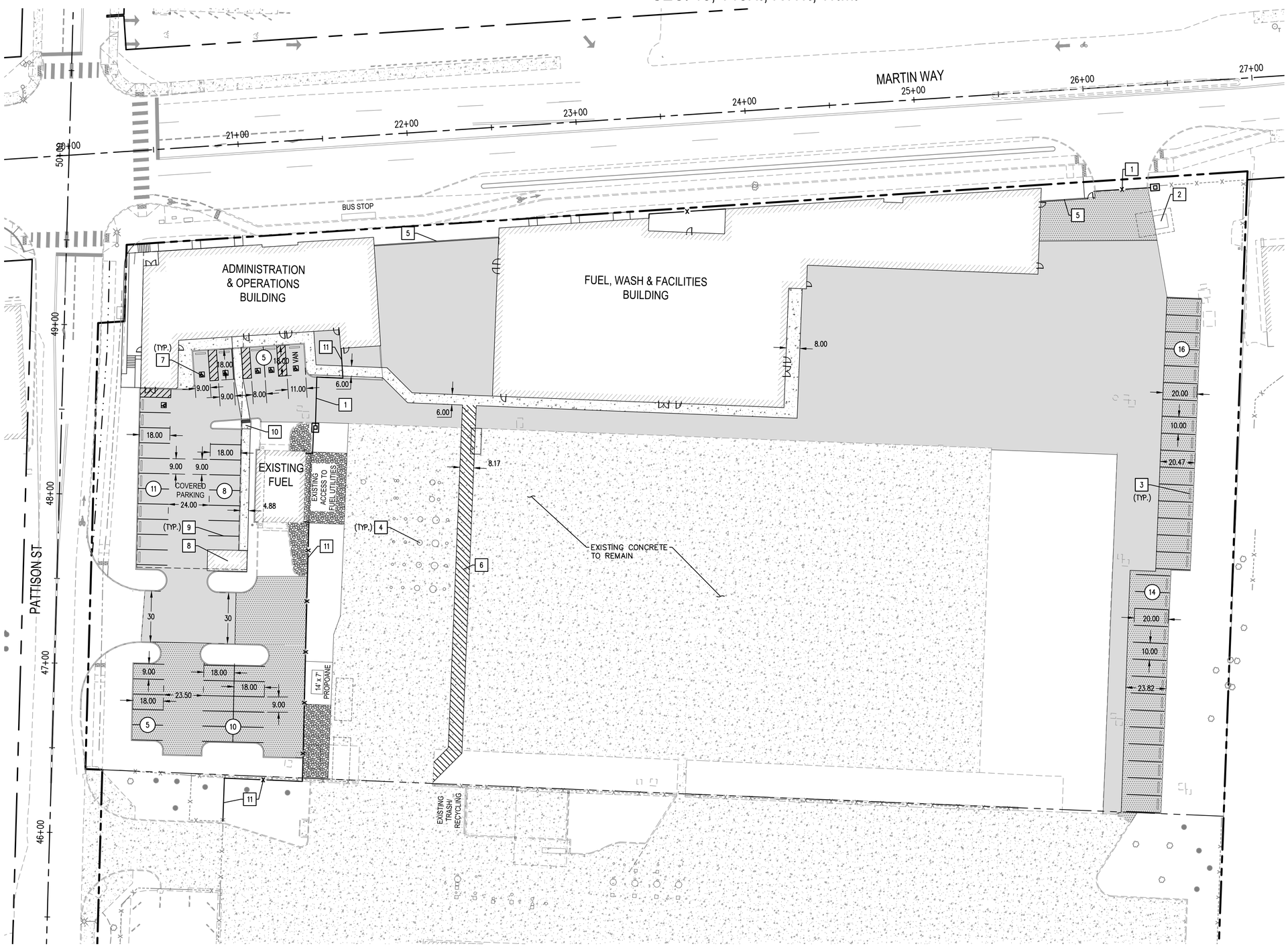

0 30 60
SCALE IN FEET

LEGEND

- PROPERTY LINE
- PROPOSED BUILDING
- STALL COUNT
- CEMENT CONCRETE TRAFFIC CURB PER CITY OF OLYMPIA STD. DWG 4–14
- CONCRETE SIDEWALK PER CITY OF OLYMPIA STD. DWG 4–9C AND 4–10
- ASPHALT PAVEMENT
- PERVIOUS PAVEMENT
- CRUSHED GRAVEL
- SINGLE DIRECTION CURB RAMP PER CITY OF OLYMPIA STD. DWG 4–12G1
- WHEELSTOP

XX CONSTRUCTION NOTE:

1. PROPOSED GATE
2. PROPOSED TRANSFORMER
3. WHEELSTOP
4. EXISTING UNDERGROUND TANKS
5. SITE OBSCURING FENCE
6. DELINEATED PEDESTRIAN PATH
7. ADA ACCESSIBLE SYMBOL (VAN STALLS AS DELINEATED ON PLAN)
8. PROPOSED STAIRWELL
9. 4" WIDE WHITE PAINT STRIPE
10. SINGLE DIRECTION CURB RAMP PER CITY OF OLYMPIA STD. DWG. 4–12G1
11. FENCE

CALL BEFORE YOU DIG

THE CONTRACTOR SHALL BE FULLY RESPONSIBLE FOR THE LOCATION AND PROTECTION OF ALL EXISTING UTILITIES. THE CONTRACTOR SHALL VERIFY ALL UTILITY LOCATIONS PRIOR TO CONSTRUCTION BY CALLING THE UNDERGROUND LOCATE LINE AT (800) 424–5555 A MINIMUM OF 48 HOURS PRIOR TO ANY EXCAVATION.

REVISIONS	DATE	BY

SCJ ALLIANCE
CONSULTING SERVICES
8730 TALLON LANE NE, SUITE 200, LACEY, WA 98516
P: 360.352.1465 F: 360.352.1509
SCJALLIANCE.COM

SHEET TITLE: SITE IMPROVEMENT PLAN

PROJECT NAME: INTERCITY TRANSIT
PATTISON NORTH PARCEL EXPANSION
OLYMPIA, WASHINGTON

SEAL: JARED JASON VERHEY, STATE OF WASHINGTON, 46437, REGISTERED PROFESSIONAL ENGINEER
04/24/2019

DESIGNER: S. EGAN
DRAWN BY: S. ORDONEZ
APPROVED BY: J. VERHEY
DATE: APRIL, 2019
JOB NO: 1874.03
DRAWING FILE NO: 1874.03 SP-01
DRAWING NO: SP-01
SHEET NO: 4 OF 23

SEC. 18, T18N., R1W., W.M.

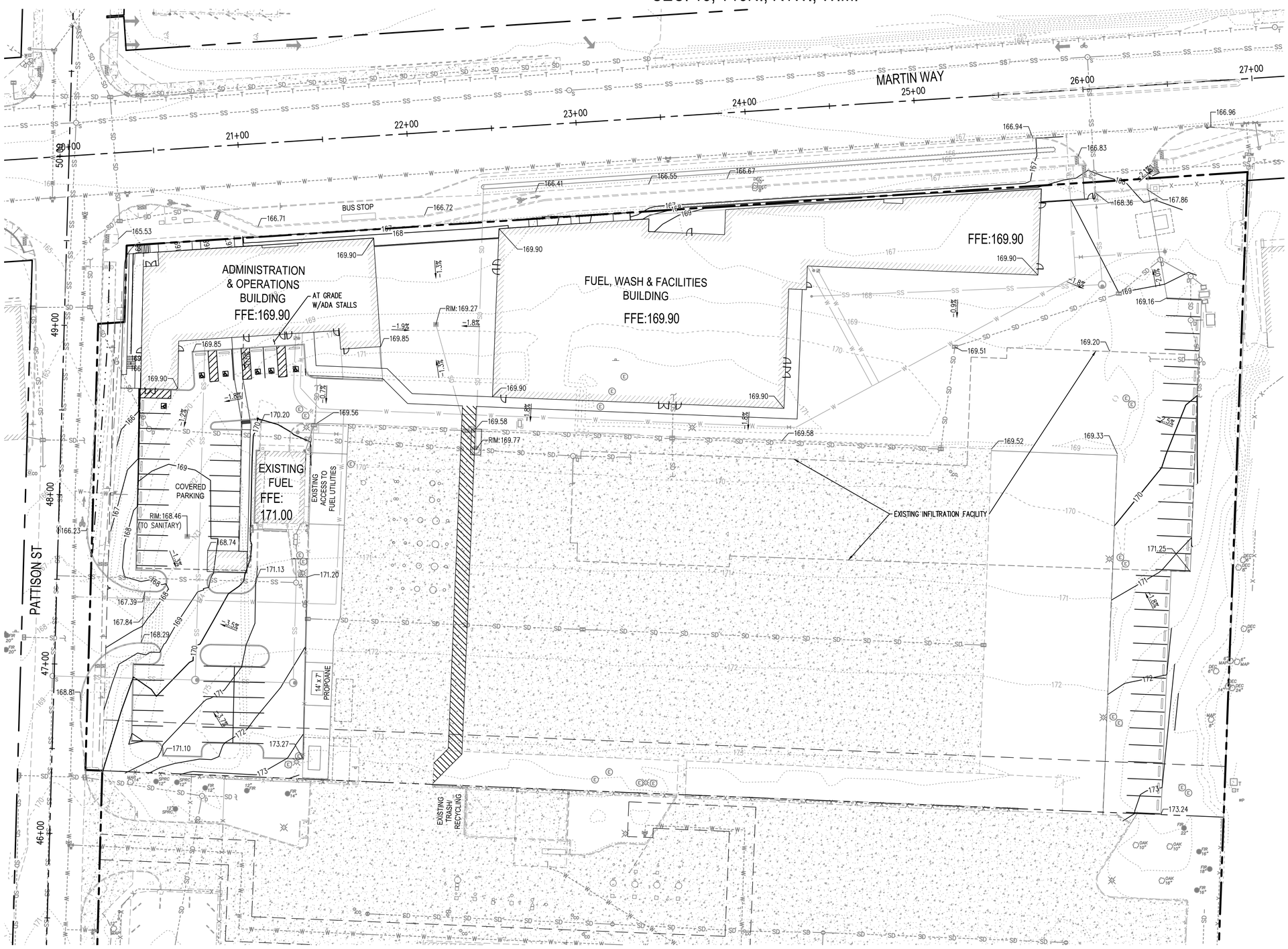

N

0 30 60

SCALE IN FEET

LEGEND

XX	EXISTING MAJOR CONTOUR
XX	EXISTING MINOR CONTOUR
XX	PROPOSED MAJOR CONTOUR
XX	PROPOSED MINOR CONTOUR
	GRADE BREAK
XXX.XX	SPOT ELEVATION
x%	SLOPE LABEL

CALL BEFORE YOU DIG

THE CONTRACTOR SHALL BE FULLY RESPONSIBLE FOR THE LOCATION AND PROTECTION OF ALL EXISTING UTILITIES. THE CONTRACTOR SHALL VERIFY ALL UTILITY LOCATIONS PRIOR TO CONSTRUCTION BY CALLING THE UNDERGROUND LOCATE LINE AT (800) 424-5555 A MINIMUM OF 48 HOURS PRIOR TO ANY EXCAVATION.

REVISIONS	DATE	BY

SCJ ALLIANCE
CONSULTING SERVICES
8730 TALLON LANE NE, SUITE 200, LACEY, WA 98516
P: 360.352.1465 F: 360.352.1509
SCJALLIANCE.COM

SHEET TITLE: GRADING PLAN

PROJECT NAME: INTERCITY TRANSIT
PATTISON NORTH PARCEL EXPANSION
OLYMPIA, WASHINGTON

SEAL: JARED JASON VERHEY, STATE OF WASHINGTON, 46437, REGISTERED PROFESSIONAL ENGINEER
04/24/2019

DESIGNER:	S. EGAN
DRAWN BY:	S. EGAN
APPROVED BY:	J. VERHEY
DATE:	APRIL, 2019
JOB NO:	1874.03
DRAWING FILE NO:	1874.03 CG-01
DRAWING NO:	CG-01
SHEET NO:	5 OF 23

Apr 24, 2019 11:59:05am User: steve.egan
N:\PROJECTS\1874 STANTEC ARCHITECTURE, INC\1874.03 INTERCITY TRANSIT NORTH SITE DEVELOPMENT\CADD\1874.03 CG-01.DWG

SEC. 18, T18N., R1W., W.M.

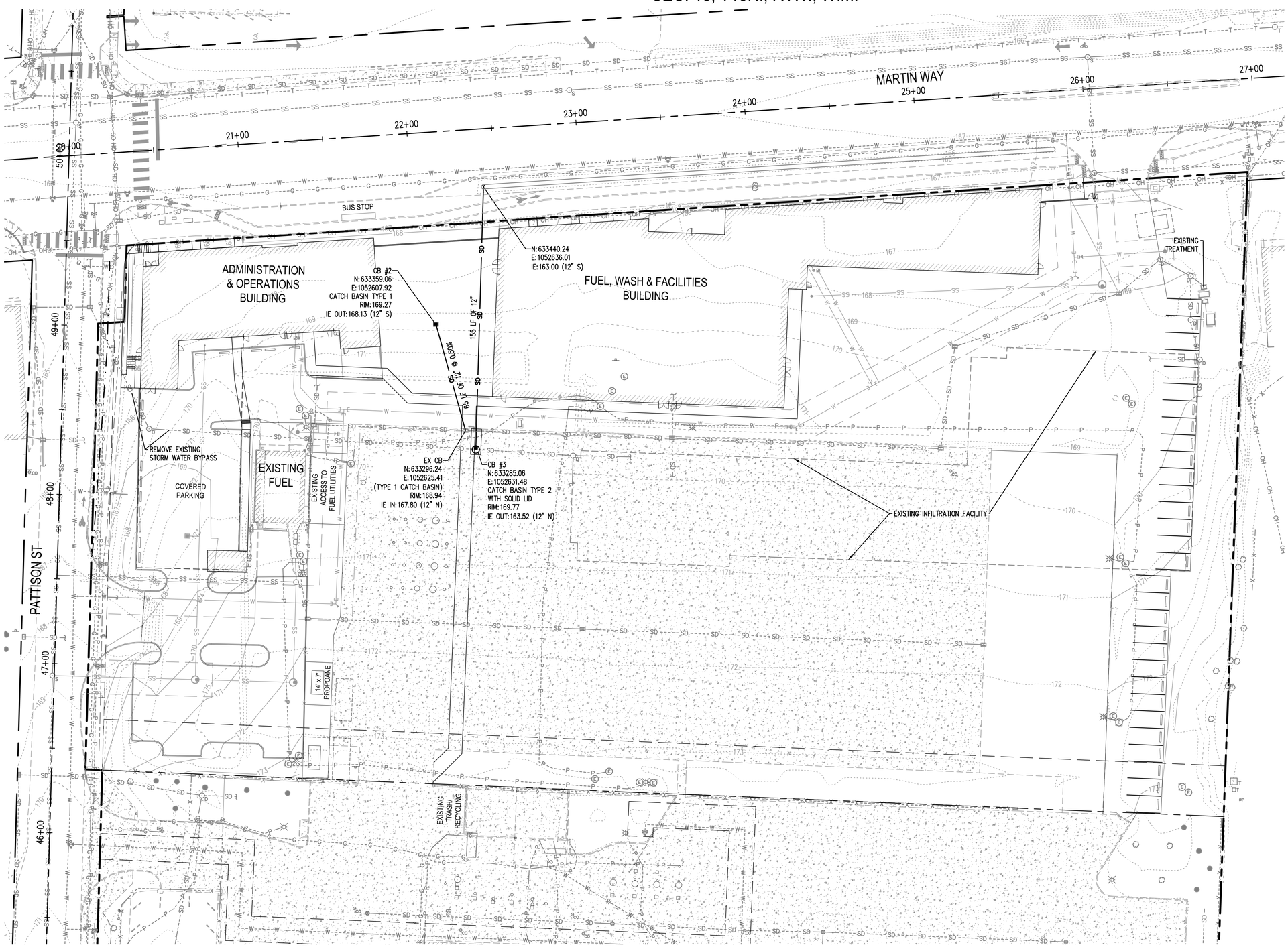

N

0 30 60

SCALE IN FEET

LEGEND

- EXISTING CONTOURS (MAJOR/MINOR)
- PROPOSED CONTOURS (MAJOR/MINOR)
- SD — STORM PIPE
- FD — FOUNDATION DRAIN
- CATCH BASIN TYPE 1
- CATCH BASIN TYPE 2

CALL BEFORE YOU DIG

THE CONTRACTOR SHALL BE FULLY RESPONSIBLE FOR THE LOCATION AND PROTECTION OF ALL EXISTING UTILITIES. THE CONTRACTOR SHALL VERIFY ALL UTILITY LOCATIONS PRIOR TO CONSTRUCTION BY CALLING THE UNDERGROUND LOCATE LINE AT (800) 424-5555 A MINIMUM OF 48 HOURS PRIOR TO ANY EXCAVATION.

Apr 24, 2019 11:59:21am User: steve.egan
N:\PROJECTS\1874 STANTEC ARCHITECTURE, INC\1874.03 INTERCITY TRANSIT NORTH SITE DEVELOPMENT\CADD\1874.03 SD-01.DWG

REVISIONS	DATE	BY

SCJ ALLIANCE
CONSULTING SERVICES
8730 TALLON LANE NE, SUITE 200, LACEY, WA 98516
P: 360.352.1465 F: 360.352.1509
SCJALLIANCE.COM

SHEET TITLE: DRAINAGE PLAN

PROJECT NAME: INTERCITY TRANSIT
PATTISON NORTH PARCEL EXPANSION
OLYMPIA, WASHINGTON

SEAL: JARED JASON VERHEY — STATE OF WASHINGTON — 46437 — REGISTERED PROFESSIONAL ENGINEER

04/24/2019

DESIGNER: S. EGAN
DRAWN BY: S. EGAN
APPROVED BY: J. VERHEY
DATE: APRIL, 2019
JOB NO: 1874.03
DRAWING FILE NO: 1874.03 SD-01
DRAWING NO: SD-01
SHEET NO: 6 OF 23

SEC. 18, T18N., R1W., W.M.

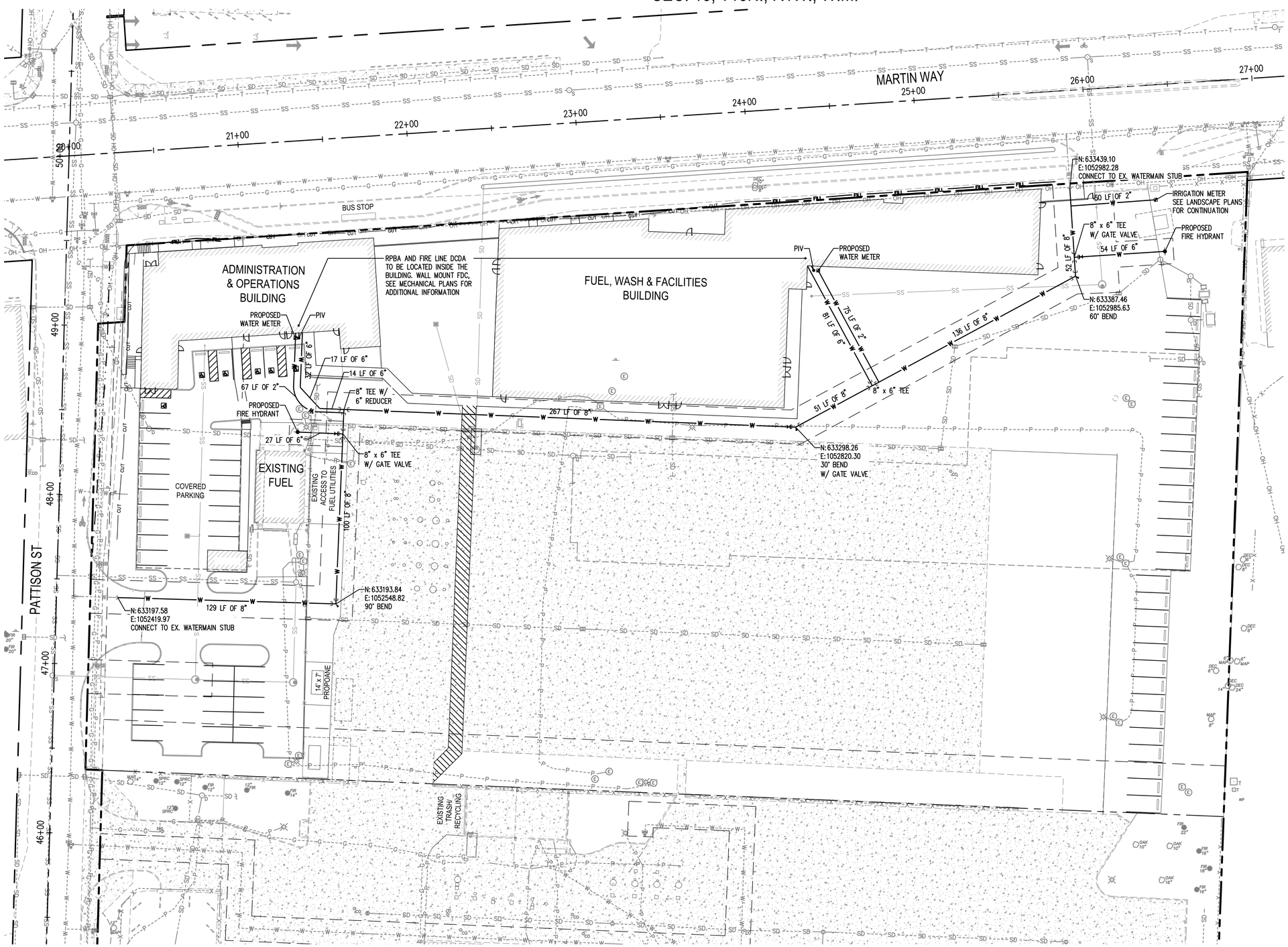

N

0 30 60

SCALE IN FEET

LEGEND

- WATER LINE
- EXISTING WATER LINE
- FITTING
- WATER METER
- FIRE HYDRANT PER CITY OF OLYMPIA STD. DWG 6-8
- POST INDICATOR VALVE
- GATE VALVE
- UTILITY EASEMENT

CALL BEFORE YOU DIG

THE CONTRACTOR SHALL BE FULLY RESPONSIBLE FOR THE LOCATION AND PROTECTION OF ALL EXISTING UTILITIES. THE CONTRACTOR SHALL VERIFY ALL UTILITY LOCATIONS PRIOR TO CONSTRUCTION BY CALLING THE UNDERGROUND LOCATE LINE AT (800) 424-5555 A MINIMUM OF 48 HOURS PRIOR TO ANY EXCAVATION.

Apr 24, 2019 - 11:59:32am - User: steve.egan
N:\PROJECTS\1874 ESTATES- ARCHITECTURE, INC\1874.03 INTERCITY TRANSIT NORTH SITE DEVELOPMENT\CADD\1874.03 WT-01.DWG

REVISIONS	DATE	BY

SCJ ALLIANCE
CONSULTING SERVICES
8730 TALLON LANE NE, SUITE 200, LACEY, WA 98516
P: 360.352.1465 F: 360.352.1509
SCJALLIANCE.COM

SHEET TITLE: WATER PLAN

PROJECT NAME: INTERCITY TRANSIT
PATTISON NORTH PARCEL EXPANSION
OLYMPIA, WASHINGTON

SEAL: JARED JASON VERHEY — STATE OF WASHINGTON — 46437 — REGISTERED PROFESSIONAL ENGINEER

04/24/2019

DESIGNER:	S. EGAN
DRAWN BY:	DRAWN BY
APPROVED BY:	J. VERHEY
DATE:	APRIL, 2019
JOB NO:	1874.03
DRAWING FILE NO:	1874.03 WT-01
DRAWING NO:	WT-01
SHEET NO:	7 OF 23

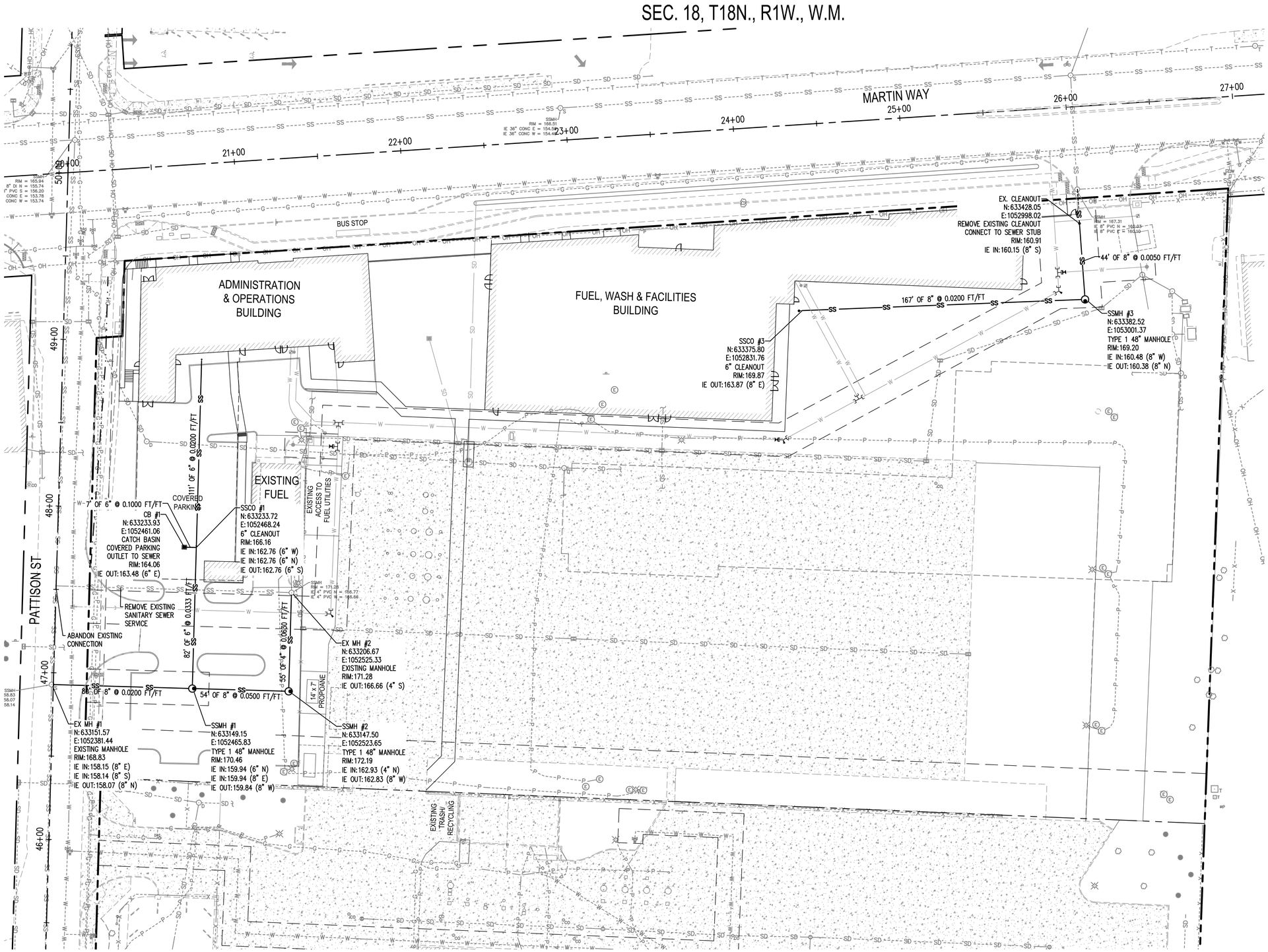

N

0 30 60

SCALE IN FEET

LEGEND

- SANITARY SEWER LINE
- EXISTING SANITARY SEWER LINE
- SEWER MANHOLE PER CITY OF OLYMPIA STD. DWG 7-1
- CLEANOUT PER CITY OF OLYMPIA STD. DWG 7-5
- UTILITY EASEMENT

CALL BEFORE YOU DIG

THE CONTRACTOR SHALL BE FULLY RESPONSIBLE FOR THE LOCATION AND PROTECTION OF ALL EXISTING UTILITIES. THE CONTRACTOR SHALL VERIFY ALL UTILITY LOCATIONS PRIOR TO CONSTRUCTION BY CALLING THE UNDERGROUND LOCATE LINE AT (800) 424-5555 A MINIMUM OF 48 HOURS PRIOR TO ANY EXCAVATION.

Apr 24, 2019 - 11:59:46am - User steve.egan
N:\PROJECTS\1874 STANTEC-ARCHITECTURE, INC\1874.03 INTERCITY TRANSIT NORTH SITE DEVELOPMENT\CADD\1874.03 SS-01.DWG

REVISIONS	DATE	BY

SCJ ALLIANCE
CONSULTING SERVICES
8730 TALLON LANE NE, SUITE 200, LACEY, WA 98516
P: 360.352.1465 F: 360.352.1509
SCJALLIANCE.COM

SHEET TITLE: SEWER PLAN

PROJECT NAME: INTERCITY TRANSIT
PATTISON NORTH PARCEL EXPANSION
OLYMPIA, WASHINGTON

SEAL: JARED JASON VERHEY — STATE OF WASHINGTON — 46437 — REGISTERED PROFESSIONAL ENGINEER

04/24/2019

DESIGNER: S. EGAN
DRAWN BY: DRAWN BY
APPROVED BY: J. VERHEY
DATE: APRIL, 2019
JOB NO: 1874.03
DRAWING FILE NO: 1874.03 SS-01
DRAWING NO: SS-01
SHEET NO: 8 OF 23

CONCEPT PLANT SCHEDULE

DECIDUOUS TREE	13	
CARPINUS JAPONICA / JAPANESE HORNBEAM		2" CAL., 10` HT. MIN.
PARROTIA PERSICA `RUBY VASE` / RUBY VASE PERSIAN PARROTIA		2" CAL., 10` HT. MIN.
SYRINGA RETICULATA `IVORY SILK` / IVORY SILK JAPANESE TREE LILAC		2" CAL., 10` HT. MIN.
EVERGREEN TREE - NARROW	9	
CALOCEDRUS DECURRENS / INCENSE CEDAR		8` HEIGHT MIN.
CHAMAECYPARIS NOOTKATENSIS `PENDULA` / WEEPING NOOTKA FALSE CYPRESS		8` HEIGHT MIN.
CRYPTOMERIA JAPONICA `YOSHINO` / YOSHINO CRYPTOMERIA		8` HEIGHT MIN.
DECIDUOUS TREE - NARROW/SMALL	6	
ACER CIRCINATUM / VINE MAPLE		3-5 STEMS, 10` HT. MIN.
MALUS TSCHONOSKII / TSCHONSKII CRABAPPLE		2" CAL., 10` HT. MIN.
OXYDENDRUM ARBOREUM / SOURWOOD TREE		2" CAL., 10` HT. MIN.
QUERCUS ROBUR `FASTIGIATA` / PYRAMIDAL ENGLISH OAK		2" CAL., 12-15` HT., B&B
EVERGREEN TREE - ACCENT	2	
CHAMAECYPARIS OBTUSA `AUREA` / GOLDEN HINOKI CYPRESS		8` HEIGHT MIN.
CHAMAECYPARIS OBTUSA `GRACILIS` / SLENDER HINOKI CYPRESS		8` HEIGHT MIN.
PINUS FLEXILIS `VANDERWOLF`S PYRAMID` / VANDERWOLF`S PYRAMID PINE		8` HEIGHT MIN.
EVERGREEN SHADE SHRUB	81	
PIERIS JAPONICA `PRELUDE` / PRELUDE PIERIS		5 GAL
SARCOCOCCA RUSCIFOLIA / FRAGRANT SARCOCOCCA		5 GAL
SHADE PERENNIAL/FERN	39	
DRYOPTERIS ERYTHROSORA `BRILLIANCE` / AUTUMN FERN		2 GAL
HEUCHERA X `CITRONELLE` / `CITRONELLE` CORAL BELLS		1 GAL
POLYSTICHUM MUNITUM / WESTERN SWORD FERN		2 GAL
LOW DECIDUOUS SHRUB	87	
SPIRAEA JAPONICA `MAGIC CARPET` / MAGIC CARPET SPIREA		5 GAL
SYMPHORICARPOS X CHENAULTII `HANCOCK` / HANCOCK CORALBERRY		5 GAL
LARGE SHRUB	22	
LONICERA NITIDA `RED TIPS` / RED TIPS BOX HONEYSUCKLE		5 GAL
MAHONIA AQUIFOLIUM / OREGON GRAPE		5 GAL
RHODODENDRON X `UNIQUE` / UNIQUE RHODODENDRON		5 GAL
RIBES SANGUINEUM `KING EDWARD VII` / RED FLOWERING CURRANT		5 GAL
SYMPHORICARPOS ALBUS / COMMON WHITE SNOWBERRY		5 GAL
MEDIUM DECIDUOUS SHRUB	91	
PHYSOCARPUS OPULIFOLIUS `TINY WINE` / NINEBARK		2 GAL
POTENTILLA FRUTICOSA `GOLDFINGER` / GOLDFINGER POTENTILLA		2 GAL
SPIRAEA BETULIFOLIA `TOR` / BIRCHLEAF SPIREA		2 GAL
MEDIUM EVERGREEN SHRUB	223	
ABELIA X GRANDIFLORA `KALEIDOSCOPE` / `KALEIDOSCOPE` ABELIA		2 GAL
LONICERA PILEATA / PRIVET HONEYSUCKLE		3 GAL
MAHONIA AQUIFOLIUM `COMPACTA` / COMPACT OREGON GRAPE		2 GAL
ORNAMENTAL GRASS	89	
CALAMAGROSTIS X ACUTIFLORA `KARL FOERSTER` / FEATHER REED GRASS		1 GAL
HELICTOTRICHON SEMPERVIRENS `BLUE OATS` / BLUE OAT GRASS		1 GAL
PENNISETUM ALOPECUROIDES `KARLAY ROSE` / `KARLEY ROSE` FOUNTAIN GRASS		1 GAL
NARROW EVERGREEN SHRUB	26	
BERBERIS THUNBERGII `HELMOND PILLAR` / COLUMNAR BARBERRY		B&B/CONT. 18" MIN. HT.
ILEX CRENATA `SKY PENCIL` / SKY PENCIL JAPANESE HOLLY		4` MIN. HT., B&B/CONT.
THUJA OCCIDENTALIS `SMARAGD` / EMERALD GREEN ARBORVITAE		4` MIN. HT., B&B/CONT.
LOW EVERGREEN SHRUB	109	
BERBERIS BUXIFOLIA `NANA` / DWARF BARBERRY		2 GAL
MAHONIA REPENS / CREEPING MAHONIA		2 GAL
SARCOCOCCA HOOKERIANA HUMILIS / CREEPING SWEET BOX		2 GAL
VINE ON METAL SCREEN SUPPORT	8	
LONICERA SEMPERVIRENS `MAGNIFICA` / TRUMPET HONEYSUCKLE		2 GAL. CONT., STAKED & TIED
PASSIFLORA CAERULEA / PASSIONFLOWER		2 GAL. CONT., STAKED & TIED
EVERGREEN GROUNDCOVER 2-1/2` O.C. SPACING 1 GAL. CONT. ARCTOSTAPHYLOS UVA-URSI 'MASSACHUSETTS, RUBUS CALYCNOIDES "EM. CARPET', COTONEASTER DAMMERI 'LOWFAST'	2,204 SF	
ORNAMENTAL GRASS/SEDGE 1 GAL. CONT. FESTUCA IDAHOENSIS, PENNISETUM ALOPECUROIDES 'LITTLE BUNNY'	391 SF	

REFERENCE NOTES SCHEDULE LS-01

SYMBOL	DESCRIPTION
2	LIMIT OF NORTH PARCEL, TYP.

SYMBOL	DESCRIPTION
3	SOD LAWN, TYP.
4	LAWN EDGE, TYP.
5	ORNAMENTAL ROCK MULCH
6	RAISED CONCRETE PLANTER, APPROX 18" HT.
7	LANDSCAPE BOULDER, TYP.
8	LINEAR 2`X4` CONCRETE PAVERS
10	VINE ON 4` X 6` MIN. HT. VINE-SUPPORT SCREEN

SITE FURNISHINGS

SYMBOL	DESCRIPTION
S-104	MAGLIN MLB872BCL-M-A-C BACKLESS CANTILEVER BENCH. 12.25" HEIGHT, 69.94" LENGTH AND 21" WIDTH. SOLID CAST ALUMINUM ENDS WITH METAL SLATS. CENTER AND END ARMS

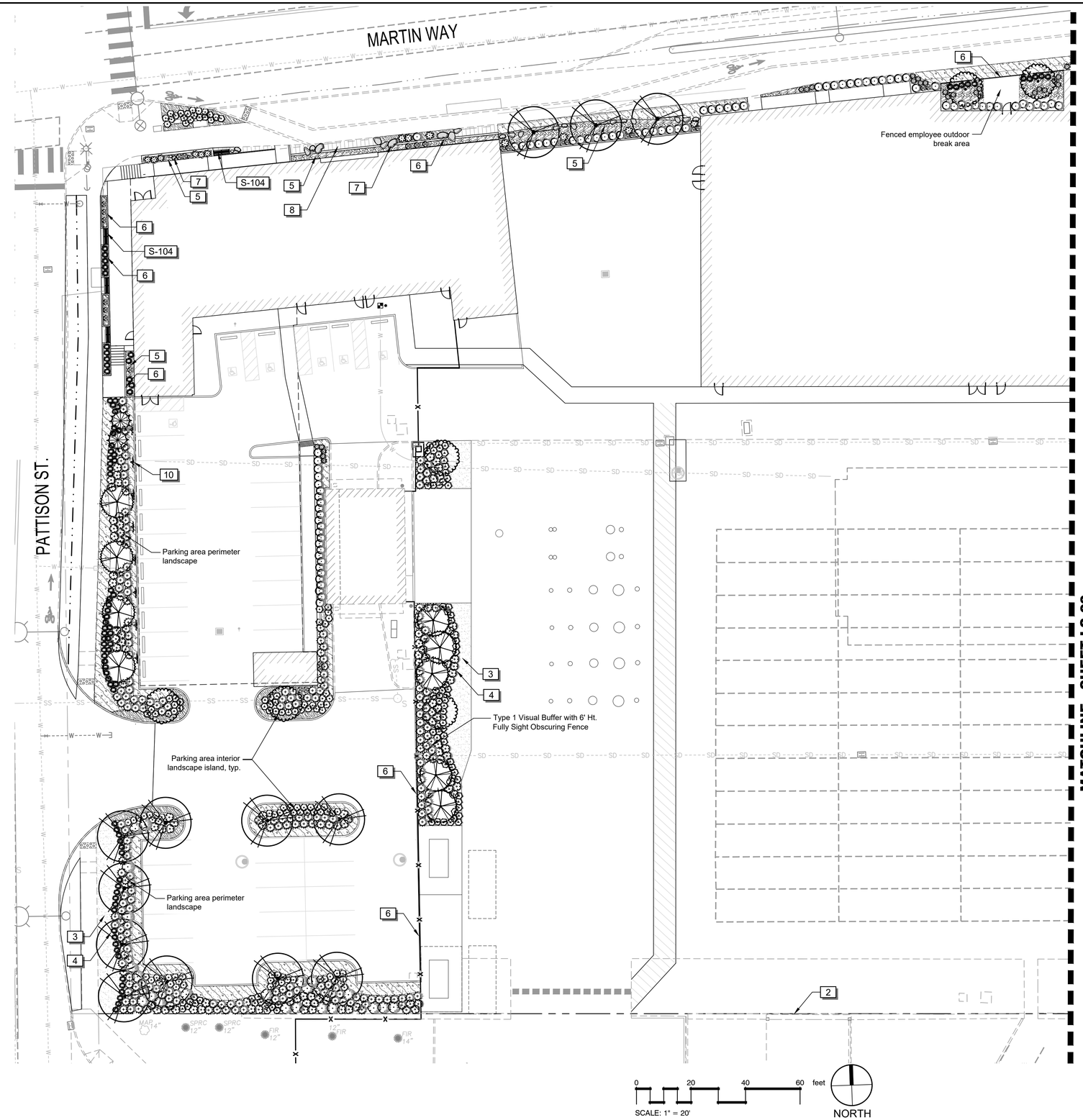

REVISIONS	DATE	BY

SCJ ALLIANCE
CONSULTING SERVICES
8730 TALLON LANE NE, SUITE 200, LACEY, WA 98516
P: 360.352.1465 F: 360.352.1509
SCJALLIANCE.COM

SHEET TITLE: PRELIMINARY LANDSCAPE PLAN

PROJECT NAME: INTERCITY TRANSIT
PATTISON NORTH PARCEL EXPANSION
OLYMPIA, WASHINGTON

SEAL: STATE OF WASHINGTON JEFFREY B. GLANDER NO. 405 EXP. 02/06/2021 LANDSCAPE ARCHITECT
04/24/2019

DESIGNER: J. MCFARLAND
DRAWN BY: J. MCFARLAND
APPROVED BY: J.GLANDER
DATE: APRIL, 2019
JOB NO: 1874.03
DRAWING FILE NO: _1874.03 X-LS
DRAWING NO: LS-01
SHEET NO: 9 OF 23

CONCEPT PLANT SCHEDULE

DECIDUOUS TREE	15	
CARPINUS JAPONICA / JAPANESE HORNBEAM		2" CAL., 10` HT. MIN.
PARROTIA PERSICA `RUBY VASE` / RUBY VASE PERSIAN PARROTIA		2" CAL., 10` HT. MIN.
SYRINGA RETICULATA `IVORY SILK` / IVORY SILK JAPANESE TREE LILAC		2" CAL., 10` HT. MIN.
EVERGREEN TREE - NARROW	22	
CALOCEDRUS DECURRENS / INCENSE CEDAR		8` HEIGHT MIN.
CHAMAECYPARIS NOOTKATENSIS `PENDULA` / WEEPING NOOTKA FALSE CYPRESS		8` HEIGHT MIN.
CRYPTOMERIA JAPONICA `YOSHINO` / YOSHINO CRYPTOMERIA		8` HEIGHT MIN.
DECIDUOUS TREE - NARROW/SMALL	13	
ACER CIRCINATUM / VINE MAPLE		3-5 STEMS, 10` HT. MIN.
MALUS TSCHONOSKII / TSCHONSKII CRABAPPLE		2" CAL., 10` HT. MIN.
OXYDENDRUM ARBOREUM / SOURWOOD TREE		2" CAL., 10` HT. MIN.
QUERCUS ROBUR `FASTIGIATA` / PYRAMIDAL ENGLISH OAK		2" CAL., 12-15` HT., B&B
EVERGREEN TREE - ACCENT	3	
CHAMAECYPARIS OBTUSA `AUREA` / GOLDEN HINOKI CYPRESS		8` HEIGHT MIN.
CHAMAECYPARIS OBTUSA `GRACILIS` / SLENDER HINOKI CYPRESS		8` HEIGHT MIN.
PINUS FLEXILIS `VANDERWOLF`S PYRAMID` / VANDERWOLF`S PYRAMID PINE		8` HEIGHT MIN.
EVERGREEN TREE - LARGE	1	
ABIES CONCOLOR `CANDICANS` / CANDICANS WHITE FIR		8` HEIGHT MIN.
PSEUDOTSUGA MENZIESII / DOUGLAS FIR		8` HEIGHT MIN.
EVERGREEN SHADE SHRUB	56	
PIERIS JAPONICA `PRELUDE` / PRELUDE PIERIS		5 GAL
SARCOCOCCA RUSCIFOLIA / FRAGRANT SARCOCOCCA		5 GAL
SHADE PERENNIAL/FERN	10	
DRYOPTERIS ERYTHROSORA `BRILLIANCE` / AUTUMN FERN		2 GAL
HEUCHERA X `CITRONELLE` / `CITRONELLE` CORAL BELLS		1 GAL
POLYSTICHUM MUNITUM / WESTERN SWORD FERN		2 GAL
LOW DECIDUOUS SHRUB	29	
SPIRAEA JAPONICA `MAGIC CARPET` / MAGIC CARPET SPIREA		5 GAL
SYMPHORICARPOS X CHENAULTII `HANCOCK` / HANCOCK CORALBERRY		5 GAL
LARGE SHRUB	68	
LONICERA NITIDA `RED TIPS` / RED TIPS BOX HONEYSUCKLE		5 GAL
MAHONIA AQUIFOLIUM / OREGON GRAPE		5 GAL
RHODODENDRON X `UNIQUE` / UNIQUE RHODODENDRON		5 GAL
RIBES SANGUINEUM `KING EDWARD VII` / RED FLOWERING CURRANT		5 GAL
SYMPHORICARPOS ALBUS / COMMON WHITE SNOWBERRY		5 GAL
MEDIUM DECIDUOUS SHRUB	36	
PHYSOCARPUS OPULIFOLIUS `TINY WINE` / NINEBARK		2 GAL
POTENTILLA FRUTICOSA `GOLDFINGER` / GOLDFINGER POTENTILLA		2 GAL
SPIRAEA BETULIFOLIA `TOR` / BIRCHLEAF SPIREA		2 GAL
MEDIUM EVERGREEN SHRUB	54	
ABELIA X GRANDIFLORA `KALEIDOSCOPE` / `KALEIDOSCOPE` ABELIA		2 GAL
LONICERA PILEATA / PRIVET HONEYSUCKLE		3 GAL
MAHONIA AQUIFOLIUM `COMPACTA` / COMPACT OREGON GRAPE		2 GAL
ORNAMENTAL GRASS	10	
CALAMAGROSTIS X ACUTIFLORA `KARL FOERSTER` / FEATHER REED GRASS		1 GAL
HELICTOTRICHON SEMPERVIRENS `BLUE OATS` / BLUE OAT GRASS		1 GAL
PENNISETUM ALOPECUROIDES `KARLAY ROSE` / `KARLEY ROSE` FOUNTAIN GRASS		1 GAL
NARROW EVERGREEN SHRUB	4	
BERBERIS THUNBERGII `HELMOND PILLAR` / COLUMNAR BARBERRY		B&B/CONT. 18" MIN. HT.
ILEX CRENATA `SKY PENCIL` / SKY PENCIL JAPANESE HOLLY		4` MIN. HT., B&B/CONT.
THUJA OCCIDENTALIS `SMARAGD` / EMERALD GREEN ARBORVITAE		4` MIN. HT., B&B/CONT.
LOW EVERGREEN SHRUB	138	
BERBERIS BUXIFOLIA `NANA` / DWARF BARBERRY		2 GAL
MAHONIA REPENS / CREEPING MAHONIA		2 GAL
SARCOCOCCA HOOKERIANA HUMILIS / CREEPING SWEET BOX		2 GAL
EVERGREEN GROUNDCOVER 2-1/2` O.C. SPACING -	1,405 SF	
ORNAMENTAL GRASS/SEDGE -	366 SF	

REFERENCE NOTES SCHEDULE LS-02

SYMBOL	DESCRIPTION
2	LIMIT OF NORTH PARCEL, TYP.

SYMBOL	DESCRIPTION
3	SOD LAWN, TYP.
4	LAWN EDGE, TYP.
5	ORNAMENTAL ROCK MULCH
6	RAISED CONCRETE PLANTER, APPROX 18" HT.

SHEET NOTES

1. REFER TO DETAILS AND SPECIFICATIONS FOR ADDITIONAL INFORMATION.
2. NO PLANT SUBSTITUTIONS SHALL BE PERMITTED WITHOUT PRIOR APPROVAL OF LANDSCAPE ARCHITECT/OWNER.
3. ALL WORK SHALL BE PERFORMED TO THE SATISFACTION OF THE LANDSCAPE ARCHITECT/OWNER.
4. PLANT LIST QUANTITIES ARE SHOWN FOR REFERENCE ONLY. CONTRACTOR IS RESPONSIBLE FOR VERIFYING ALL QUANTITIES IN LIST WITH ACTUAL PLAN CALL-OUTS, AND INSTALLING PLANTINGS PER THE LANDSCAPE PLAN. GROUNDCOVER QUANTITIES SHALL BE ADJUSTED AS REQUIRED FOR FIELD CONDITIONS AT THE SPECIFIED SPACING.
5. ALL PLANTS MUST BE APPROVED BY LANDSCAPE ARCHITECT OR OWNER'S REPRESENTATIVE PRIOR TO INSTALLATION.

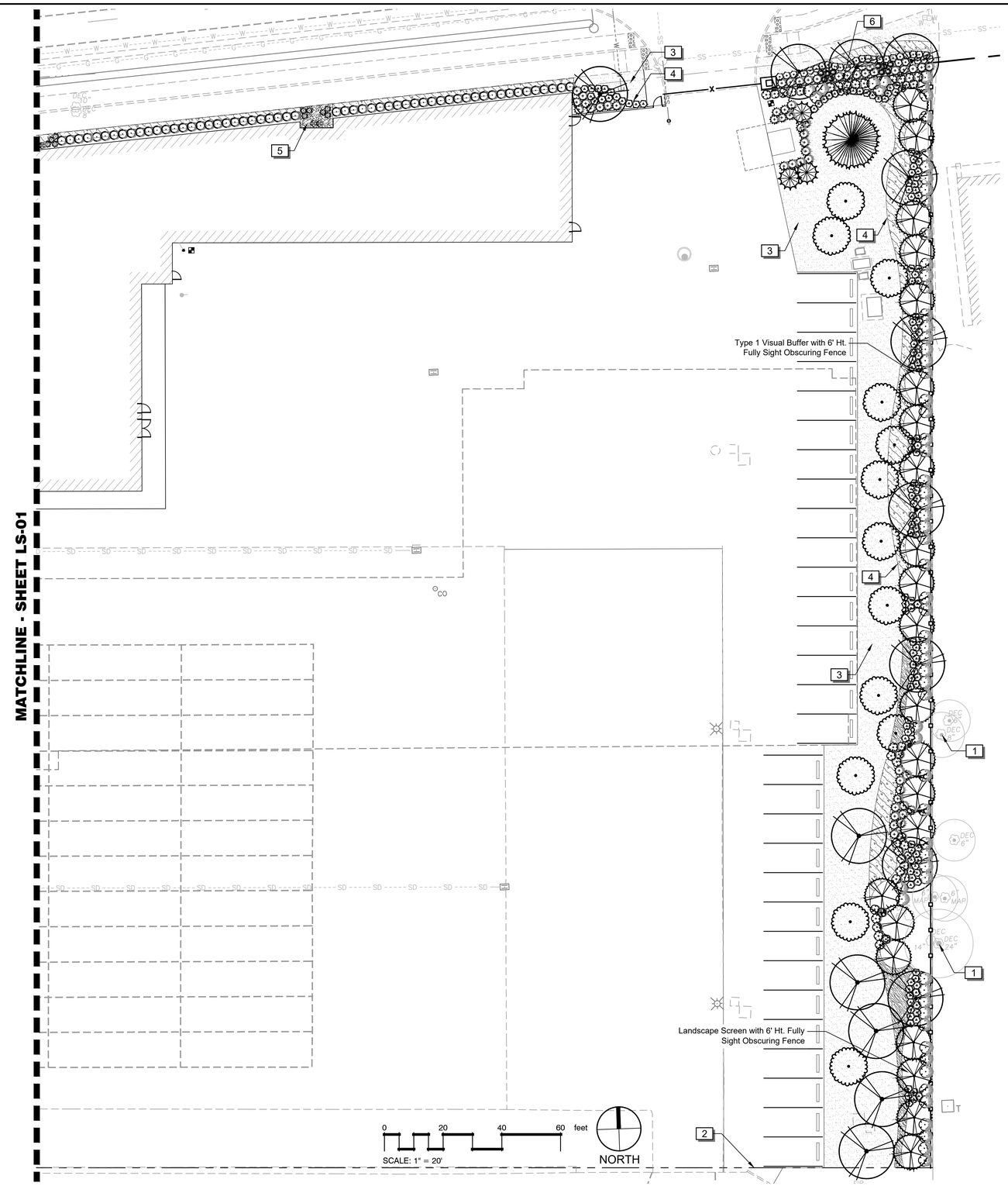

REVISIONS	DATE	BY

SCJ ALLIANCE
CONSULTING SERVICES
8730 TALLON LANE NE, SUITE 200, LACEY, WA 98516
P: 360.352.1465 F: 360.352.1509
SCJALLIANCE.COM

SHEET TITLE: PRELIMINARY LANDSCAPE PLAN

PROJECT NAME: INTERCITY TRANSIT
PATTISON NORTH PARCEL EXPANSION
OLYMPIA, WASHINGTON

SEAL: STATE OF WASHINGTON — JEFFREY B. GLANDER — NO. 105 EXP. 02/06/2021 — LANDSCAPE ARCHITECT
04/24/2019

DESIGNER: J. MCFARLAND
DRAWN BY: J. MCFARLAND
APPROVED BY: J.GLANDER
DATE: APRIL, 2019
JOB NO: 1874.03
DRAWING FILE NO: _1874.03 X-LS
DRAWING NO: LS-02
SHEET NO: 10 OF 23

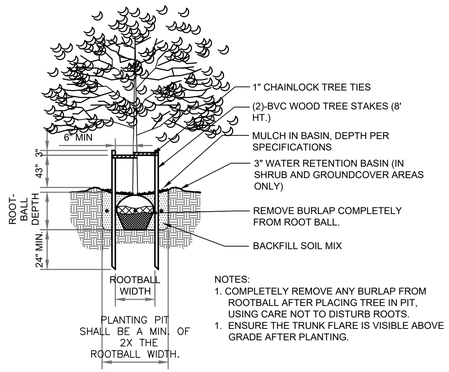

NOTES:
1. COMPLETELY REMOVE ANY BURLAP FROM ROOTBALL AFTER PLACING TREE IN PIT, USING CARE NOT TO DISTURB ROOTS.
1. ENSURE THE TRUNK FLARE IS VISIBLE ABOVE GRADE AFTER PLANTING.

1 TREE PLANTING & STAKING DETAIL

N.T.S. P-CO-ITP-10

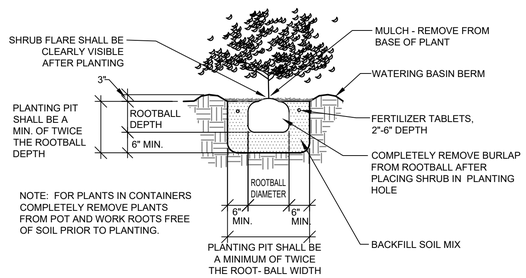

NOTE: FOR PLANTS IN CONTAINERS COMPLETELY REMOVE PLANTS FROM POT AND WORK ROOTS FREE OF SOIL PRIOR TO PLANTING.

2 SHRUB PLANTING DETAIL (B&B OR CONT.)

NTS P-CO-ITP-04

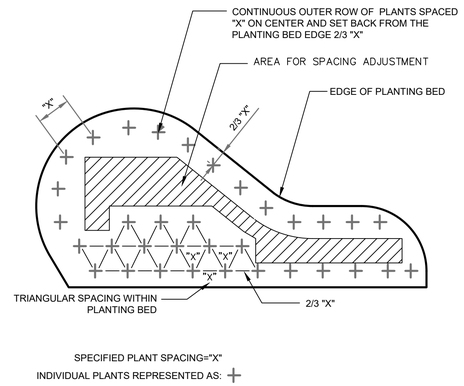

3 PLANT SPACING DETAIL

NTS P-CO-ITP-05

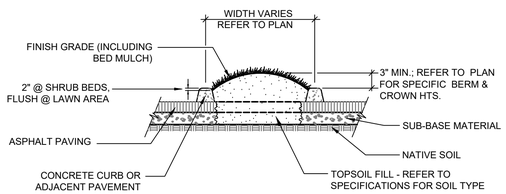

NOTE: GENERAL CONTRACTOR SHALL REMOVE EXCESS ASPHALT PAVEMENT AND SUB-BASE MATERIAL DOWN TO NATIVE SOIL, 12" MIN. DEPTH.

7 PARKING ISLAND PLANTER DETAIL OLYMPIA

NTS P-CO-ITP-12

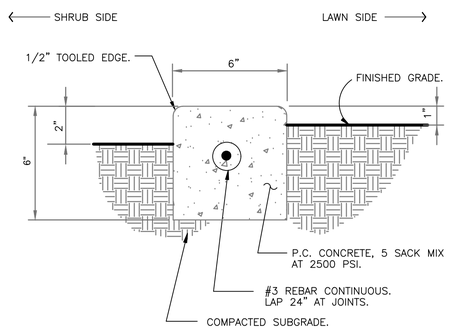

5 6" CONCRETE MOW STRIP

3" = 1'-0" P-CO-ITP-11

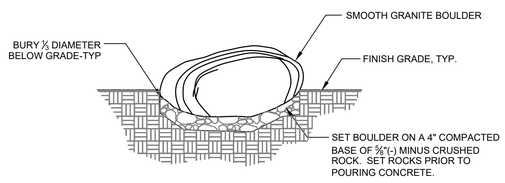

NOTES:

1. ALL PLACEMENT BOULDERS SHALL BE COLUMBIA GRANITE OR APPROVED EQUAL. BOULDERS SHALL BE EQUAL TO THOSE AVAILABLE FROM BLACK LAKE LANDSCAPE SUPPLY, TUMWATER, WA PH. (360 951-0999.
2. BOULDERS SHALL BE APPROXIMATELY 24-36" LENGTH, 18-24" WIDTH AND 18"-30" HEIGHT, 2 MAN PLACEMENT ROCK.

4 TYPICAL BOULDER INSTALLATION

NTS P-CO-ITP-07

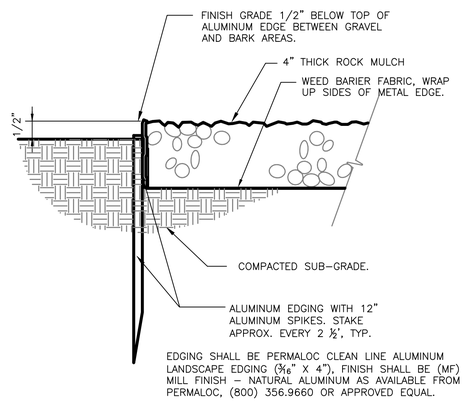

EDGING SHALL BE PERMALOC CLEAN LINE ALUMINUM LANDSCAPE EDGING (3/16" X 4"), FINISH SHALL BE (MF) MILL FINISH – NATURAL ALUMINUM AS AVAILABLE FROM PERMALOC, (800) 356.9660 OR APPROVED EQUAL.

6 ALUMINUM EDGE AT ROCK MULCH

3" = 1'-0" P-CO-ITP-09

LANDSCAPE SPECIFICATIONS

1. Refer to details for additional information.
2. Chemically kill and remove from site all existing weeds and vegetation not shown to remain on plans.
3. Distribute imported sandy loam topsoil (approved by the Landscape Architect) in areas shown and at depths indicated for crowning and berming of landscape areas, and backfill of retaining walls (if required). Dotted lines indicate 1' contour intervals. All landscape areas shall receive topsoil, whether indicated on plans or not, so that finish grades of all shrub beds shall be 2" below tops of adjacent curbs and pavement, and lawn areas shall be 1/2" below tops of adjacent curbs and pavement. Structural fill areas: Any landscape areas occurring within existing or prior structural fill zones shall have said structural fill materials excavated to a depth of 12" below finish grades in shrub areas and 6" below grade in lawn areas, replaced with specified topsoil, and amended as specified. Dispose of excavated material off site.
4. Fine grade all landscape beds prior to planting operations. All non-compostable materials shall be removed by hand after application.
5. All plant substitutions shall be approved by the Landscape Architect and of the City of Olympia prior to installation. Updated plans showing accurate plant materials shall be provided to the City of Olympia prior to occupancy. Any substitutions shall conform to OMC 18.32.225A.2(b).
6. All plants shall conform to the latest edition of the American Standard for Nursery Stock. A minimum of sixty percent (60%) of plant materials will be well-adapted drought tolerant or native plants.
7. All plant materials and plant locations shall be approved by the Landscape Architect prior to installation. All plants shall be thoroughly watered immediately after planting with Alaska Fish Fertilizer solution.
8. Root barrier shall be incorporated adjacent and parallel to paving, curb and sidewalk, a minimum of 15 linear feet (7.5' on either side of trunk), 24" deep, where any tree is within 8' of paving, curb or sidewalk. Root barrier shall be DeepRoot UB-24 as available from Ewing Irrigation Products, 2901 S Tacoma Way, Tacoma, WA 98409 (253) 476-9530 or approved equal.
9. Soil amendment for soil mix and planting backfill shall be a screened 5/8" minus nitrified wood residual compost equal to:
   A. "Top Grade Compost" brand compost as available from Silver Springs Organics, Rainier, WA (360) 446-7645.
   B. "Cedar Grove Compost" brand compost as available from Cedar Grove Compost, Maple Valley, WA (877) 764-5748.
   C. PREP/LRI compost as available from Randles Sand and Gravel, Inc., Puyallup, WA (253) 537-6828.

   ALL NON-COMPOSTABLE MATERIALS WILL BE REMOVED FROM SITE.
10. Soil Preparation - (all landscape areas) Spread 9 c.y. of specified soil amendment per 1000 s.f. (approx. 3" depth) of area. Spread 150 lbs./1000 s.f. of Agricultural Gypsum and 15 lbs./1000 s.f. of 16-8-8 commercial fertilizer over soil amendment. Roto-till to incorporate all of the above to a min. 8" depth of existing soil and grade smooth, compacting as required and removing all rocks, clods and debris.
11. Backfill Mix and Soil Mix for all plants shall be a blend of 1/3 Sandy Loam Topsoil, 1/3 clean coarse sand, and 1/3 soil amendment specified in item No. 9.
12. Only slow release fertilizers shall be applied for the life of the development at a maximum amount of 4 lbs of nitrate as nitrogen annually and no more than 1 lb per application for every 1,000 square feet of turf grass. Only fertilizer formulas with a minimum of 50 percent water insoluble form of nitrogen are permitted for use. Approved water insoluble forms of nitrogen include sulfur and/or polymer coated fertilizers, Isobutylidene Diurea (IBDU), Methylene Urea and Ureaform, and organic fertilizers registered with Washington Department of Agriculture."
13. Apply Osmocote 18-6-12, 9 month slow release fertilizer over the surface of all plant pits at the following rates (no more than a maximum 4lbs. of Nitrate Nitrogen shall be used anually):

Trees Over 10' Height	2 Cups	Trees Under 10' Height:		1 Cup	All Shrubs Except 1
Gallons:	1/2 Cup				
1 Gallon Plants:	1/4 Cup	Ground Covers:	1/4 Cup		

14. Fertilizer tablets for shrubs and groundcovers shall be Agriform (20-10-5) 21 gram or 10 gram tablets distributed as follows: All shrubs (except 1 gallons): 3-21 gram tablets, all 1 gallons: 1-21 gram tablet, all 2-1/4" and 4" pot ground covers: 1-10 gram tablet each. Set tablets directly next to rootball.
15. Prior to plant installation, an inspection of the soil amendments and plants to be installed will be scheduled by the applicant and performed by the City.
16. All shrub and beds shall receive a 4" depth (12 c.y. per 1000 s.f.) of "Medium/Fine Grind" hem/fir bark mulch as top dressing. In ground cover areas, depth of bark mulch shall be adjusted to the maximum depth that allows the plantings to fully root in soil without being buried by bark mulch. Bark mulch shall be pulled away from leaves and branches of trees, shrubs, groundcovers. With uncomposted top dress mulch, a sufficient amount of fertilizer shall be added to compensate for nitrogen deficiencies.
17. Apply a granular pre-emergent herbicide to all shrub and groundcover beds at the conclusion of the maintenance period. Do not use Casaron or Norasac Brands. All fertilizer must comply to meet Well Head Protection Areas minimum mitigation standards [OMC 18.32.225(A)(2)(a)]
18. All work shall be performed to the satisfaction of the Landscape Architect/Owner.
19. All plants shall be guaranteed for ONE (1) year from date of project acceptance. All replaced plants shall be re-guaranteed. All replacements shall be made within 21 days of receiving written notice from the Owner. Contractor shall not be responsible for plants dying due to Owner neglect or vandalism, after the maintenance period.
20. Plant list quantities are shown for reference only. Contractor is responsible for verifying all quantities in list with actual plan call-outs, and installing plantings per the landscape plan. Groundcover and/or mass shrub quantities shall be adjusted as required for field conditions at the specified spacing. All landscape areas shall be planted to achieve 80% plant density within 3 years. Additional plantings may be required upon inspection by the City of Olympia.
21. Final inspection shall occur at the conclusion of a 60-day maintenance period. Maintenance period shall commence upon completion of all landscape installation activities and shall include the following:
    A. Mow lawns once per week.
    B. Remove all weeds over 1" in height, refer to the Thurston County's IPMP for additonal requirements.
    C. Replace dead or unhealthy plants.
    D. Ensure proper function of irrigation system, see OMC 18.32.225.A.2(c) for additional requirements.
    E. Ensure adequate moisture is delivered to all landscape beds including non-irrigated areas.
    F. Fertilize all lawns at conclusion of maintenance period, See OMC 18.32.225.A.2(a) for additional requirements.
22. All applications of fertilizers and chemicals shall be re-evaluated prior to actual landscape installation and maintenance.

REVISIONS	DATE	BY

SCJ ALLIANCE
CONSULTING SERVICES
8730 TALLON LANE NE, SUITE 200, LACEY, WA 98516
P: 360.352.1465 F: 360.352.1509
SCJALLIANCE.COM

SHEET TITLE: LANDSCAPE NOTES AND DETAILS

PROJECT NAME: INTERCITY TRANSIT
PATTISON NORTH PARCEL EXPANSION
OLYMPIA, WASHINGTON

SEAL: STATE OF WASHINGTON JEFFREY B. GLANDER No. 485 EXP. 02/08/2021 LANDSCAPE ARCHITECT 04/24/2019

DESIGNER: J. MCFARLAND
DRAWN BY: J. MCFARLAND
APPROVED BY: J.GLANDER
DATE: APRIL, 2019
JOB NO: 1874.03
DRAWING FILE NO: _1874.03 X-LS
DRAWING NO: LS-03
SHEET NO: 11 OF 23

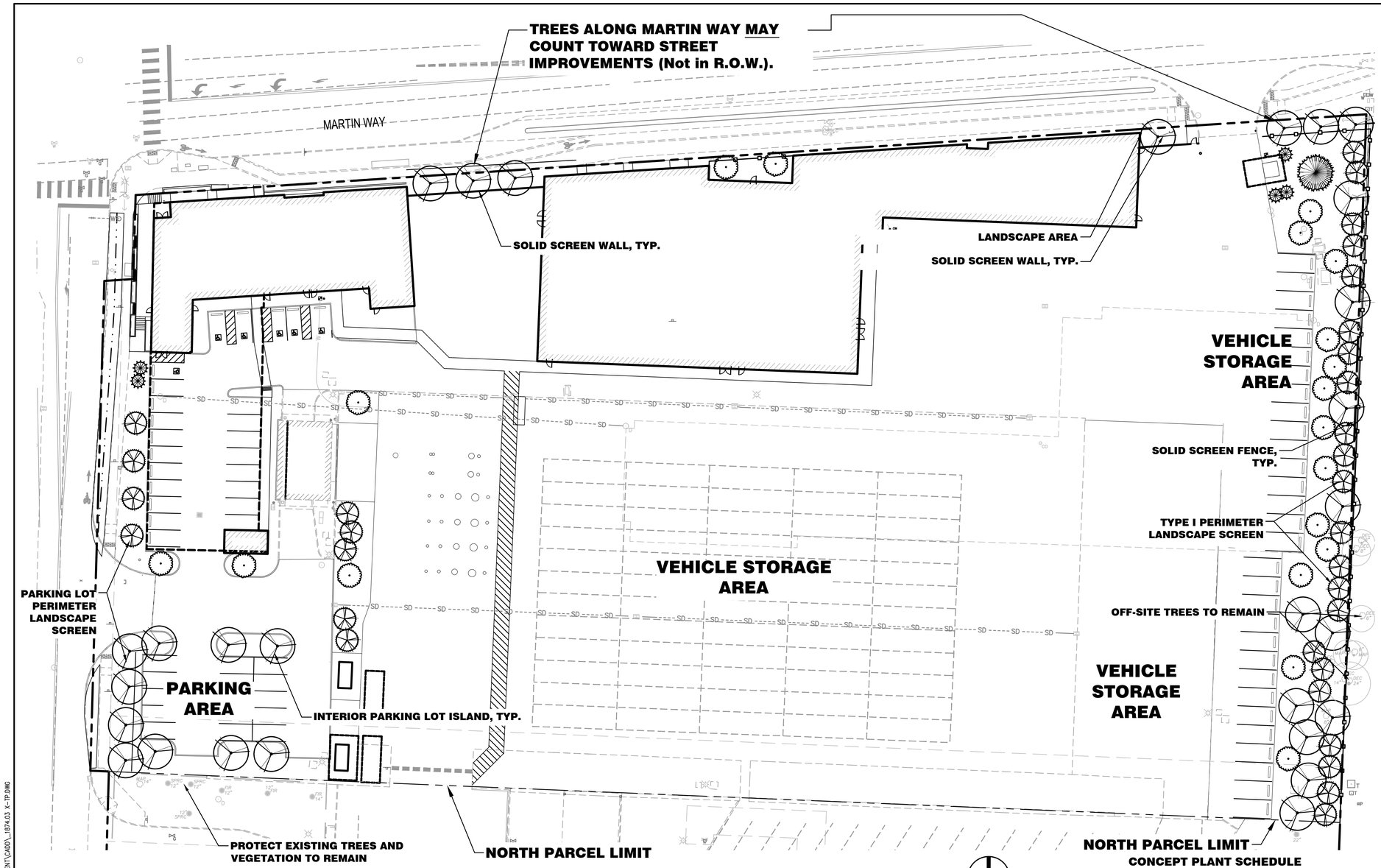

NORTH

0 30 60 90 feet

SCALE: 1" = 30'

TREE DENSITY CALCULATIONS

TREE UNITS REQUIRED BY DEVELOPER AGREEMENT *	80 UNITS
ESTIMATED TREE UNITS TO REMAIN (6" MIN. CAL.)	0-2.5 UNITS
NEW TREE UNITS PROVIDED	84 UNITS

* PER DEVELOPER AGREEMENT:

FOR PHASE 2, INTERCITY TRANSIT ALSO AGREES TO EITHER REMOVE, RETAIN OR REPLANT TO ACHIEVE A TOTAL OF 80 TREE UNITS. THE PARTIES AGREE THE 78 TREE UNIT DEFICIT FROM PHASE 2 (158 TU - 80 TU = 78 TU) WILL BE PLANTED OFF-SITE AT AN APPROVED LOCATION OR PAID AS A "FEE IN LIEU" OF $27,768 ($356/TREE X 78 TREES) INTO THE OLYMPIA TREE FUND AT THE TIME OF LAND USE APPROVAL FOR PHASE 2.

LANDSCAPE REQUIREMENT NOTES

PARKING AREA LANDSCAPE REQUIREMENTS:
TREES ARE REQUIRED IN ALL INTERIOR LANDSCAPE ISLANDS (OMC 18.36.180.C.3a) AND IN PARKING LOT PERIMETER LANDSCAPE AREAS (OMC 18.36.180.B.3b).

INTERIOR LANDSCAPE ISLANDS ARE REQUIRED AT THE END OF EVERY ROW OF PARKING AND APPROX. EVERY 9 PARKING SPACES (OMC 18.36.180.C.2bi)

PARKING LOT SCREENING (BETWEEN PARKING AND STREETS) SHALL BE MIN. 10' WIDTH, WITH DECIDUOUS OR EVERGREEN TREES, SHRUBS AND GROUNDCOVER (OMC 18.36.180.B.1a, 18.36.180.B.3b and c)

VEHICLE STORAGE LANDSCAPE SCREEN:
STORAGE AREAS ARE REQUIRED TO BE FULLY SCREENED BY A TYPE I SOLID LANDSCAPE SCREEN. (OMC 18.36.060.I.2 and 18.36.060.L.1)

Per IT Pattison Pre-Sub meeting (8/29/2018) minutes, Item 2.c.iii: the Type 1 perimeter screen for storage areas is required to be min. 10' wide.

ALL TREES IN LANDSCAPE ISLANDS *AND ANY LANDSCAPE AREA* MUST BE PLANTED NO LESS THAN 6' FROM ANY CURB OR PAVING. THEREFORE ALL LANDSCAPE AREAS WITH TREES ARE REQUIRED TO BE MIN. 12' WIDE. (PER IT Pattison Pre-Sub meeting (8/29/2018) minutes, Item 2.c.iv)

CONCEPT PLANT SCHEDULE

	DECIDUOUS TREE CARPINUS JAPONICA / JAPANESE HORNBEAM PARROTIA PERSICA `RUBY VASE` / RUBY VASE PERSIAN PARROTIA SYRINGA RETICULATA `IVORY SILK` / IVORY SILK JAPANESE TREE LILAC	28
	EVERGREEN - NARROW CALOCEDRUS DECURRENS / INCENSE CEDAR CHAMAECYPARIS NOOTKATENSIS `PENDULA` / WEEPING NOOTKA FALSE CYPRESS CRYPTOMERIA JAPONICA `YOSHINO` / YOSHINO CRYPTOMERIA	31
	NARROW/SMALL DECIDUOUS TREE ACER CIRCINATUM / VINE MAPLE MALUS TSCHONOSKII / TSCHONSKII CRABAPPLE OXYDENDRUM ARBOREUM / SOURWOOD TREE QUERCUS ROBUR `FASTIGIATA` / PYRAMIDAL ENGLISH OAK	19
	EVERGREEN - ACCENT CHAMAECYPARIS OBTUSA `AUREA` / GOLDEN HINOKI CYPRESS CHAMAECYPARIS OBTUSA `GRACILIS` / SLENDER HINOKI CYPRESS PINUS FLEXILIS `VANDERWOLF`S PYRAMID` / VANDERWOLF`S PYRAMID PINE	5
	EVERGREEN - LARGE ABIES CONCOLOR `CANDICANS` / CANDICANS WHITE FIR PSEUDOTSUGA MENZIESII / DOUGLAS FIR	1

CALL BEFORE YOU DIG

THE CONTRACTOR SHALL BE FULLY RESPONSIBLE FOR THE LOCATION AND PROTECTION OF ALL EXISTING UTILITIES. THE CONTRACTOR SHALL VERIFY ALL UTILITY LOCATIONS PRIOR TO CONSTRUCTION BY CALLING THE UNDERGROUND LOCATE LINE AT (800) 424-5555 A MINIMUM OF 48 HOURS PRIOR TO ANY EXCAVATION.

Apr 24, 2019 9:34:38am – User: jlg mcfarland
N:\PROJECTS\1874 STANTEC ARCHITECTURE, INC\1874.03 INTERCITY TRANSIT NORTH SITE DEVELOPMENT\CADD_1874.03 X-TP.DWG

REVISIONS	DATE	BY

SCJ ALLIANCE
CONSULTING SERVICES
8730 TALLON LANE NE, SUITE 200, LACEY, WA 98516
P: 360.352.1465 F: 360.352.1509
SCJALLIANCE.COM

SHEET TITLE: TREE LAYOUT PLAN

PROJECT NAME: INTERCITY TRANSIT
PATTISON NORTH PARCEL EXPANSION
OLYMPIA, WASHINGTON

SEAL: STATE OF WASHINGTON · JEFFREY B. GLANDER · NO. 485 EXP. 02/08/2021 · LANDSCAPE ARCHITECT
04/24/2019

DESIGNER: S. EGAN
DRAWN BY: J. MCFARLAND
APPROVED BY: J.GLANDER
DATE: APRIL, 2019
JOB NO: 1874.03
DRAWING FILE NO: _1874.03 X-TP
DRAWING NO: LS-04
SHEET NO: 12 OF 23

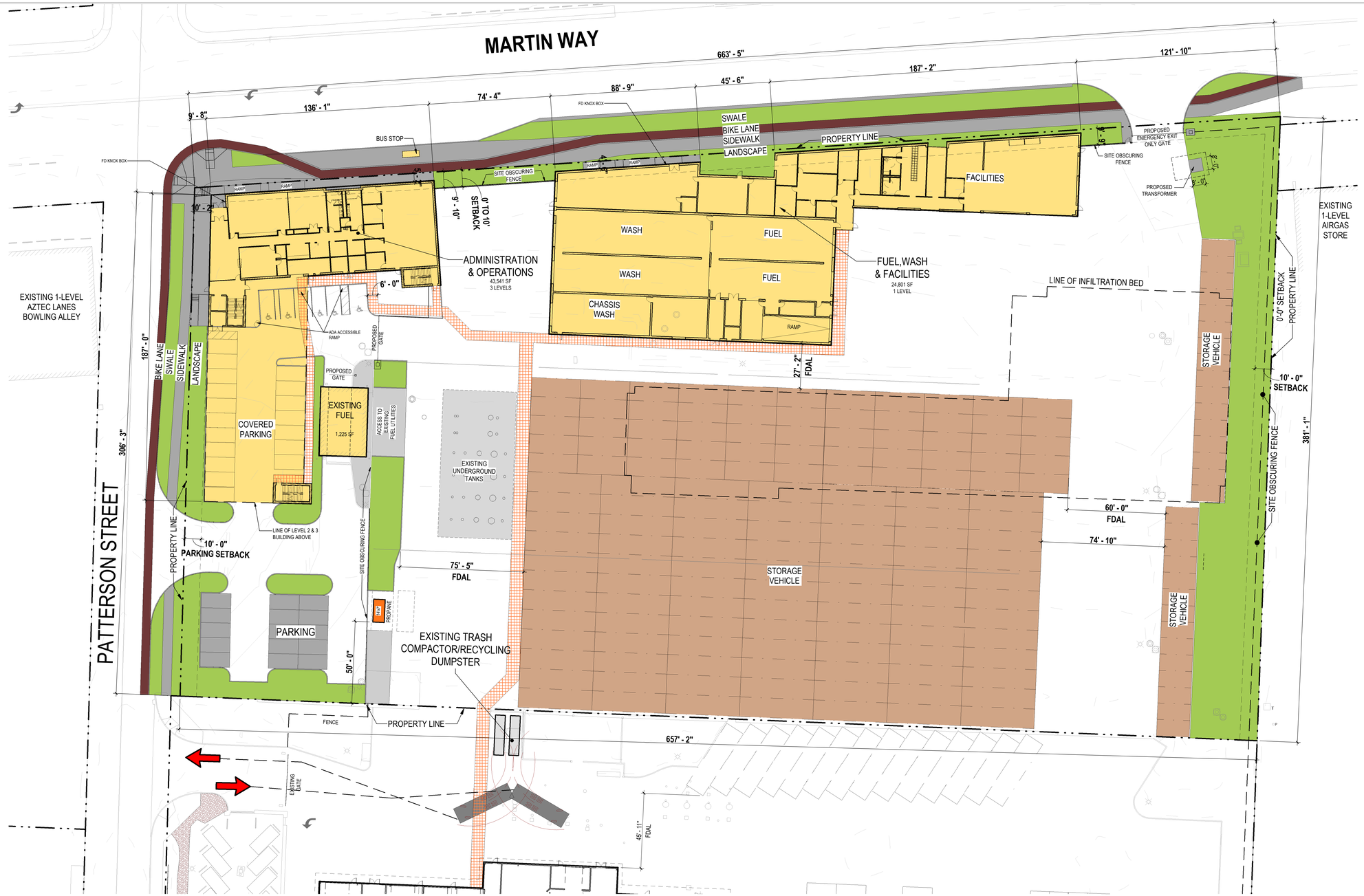

FIRE DEPARTMENT STANDARDS:

FIRE DEPARTMENT ACCESS LANE = FDAL
MINIMUM UNOBSTRUCTED WIDTH = 24'-0"

NORTH PARCEL: HDC-4 DEVELOPMENT STANDARDS:

SETBACK
FRONT SETBACK = 0 - 10'
REAR SETBACK = 0' *
SIDE YARD SETBACK = 0' for buildings

PARKING LOT SETBACKS:
FRONT 10' of perimeter landscaping
WEST SIDE: 10' with type I landscape buffer
REAR: 0' *
*south parcel is same owner

STREET FRONTAGE IMPROVEMENTS:
MINIMUM = 50%
MAXIMUM = 70%

PROPOSED STREET FRONTAGE IMPROVEMENTS = 62%

MAXIMUM DISTANCE BETWEEN BUILDINGS = 80'
PROPOSED DISTANCE BETWEEN BUILDINGS = 74'-8"

REVISIONS	DATE	BY

Stantec
STANTEC ARCHITECTURE
1050 17TH STREET, SUITE A200
DENVER, CO 80265

SHEET TITLE: CONTEXT AND SITE PL__

PROJECT NAME: INTERCITY TRANSIT
PATTISON NORTH PARCEL EXPANSION
OLYMPIA, WASHINGTON

SEAL: 12373 REGISTERED ARCHITECT ANDREW M. MALEY STATE OF WASHINGTON

DESIGNER:
DRAWN BY:
APPROVED BY:
DATE: APRIL 24, 2019
JOB NO: 1874.03
DRAWING FILE NO:
DRAWING NO: A-013
SHEET NO: 13 OF 23

NORTH PARCEL

PARKING STANDARDS:
18.38 REQUIRED NUMBER OF PARKING STALLS BASED ON GROSS SF/AREA PER BUILDING

	VEHICLES	LONG-TERM BICYCLE	SHORT-TERM BICYCLE	ADA	VISITOR	LOADING BERTH
3-Story AD-OPS: OFFICE, GENERAL 34,620SF / ONE SPACE FOR EACH 350SF	99	4	4	5**	none listed	1 (10' x 45' long)
FUEL/WASH/FACILITIES: INDUSTRIAL: ONE FOR EACH TWO EMPLOYESS ON LARGEST SHIFT / LARGEST SHIFT IS 25	13	2	2	1	none listed	1 (10' x 45' long)
TOTAL	112*	6	6	6**	none	2 (1 shared bet. bldgs)

30% can be compact spaces 8' x 15' = 34 spaces
*18.38.160.A 10% reduction in Parking Requirments for HDC-4 District (reduction of 11 spaces) = **101 vehicle parking spaces required**

SOUTH PARCEL

	VEHICLES	LONG-TERM BICYCLE	SHORT-TERM BICYCLE	ADA	VISITOR	LOADING BERTH
ADMINISTRATION/OPERATIONS: OFFICE, GENERAL 23,080SF / ONE SPACE FOR EACH 350SF	66	2	2	3**	none listed	1 (10' x 45' long)
MAINTENANCE BLDG: INDUSTRIAL ONE FOR EACH TWO EMPLOYESS ON LARGEST SHIFT / LARGEST SHIFT IS 33	17	2	2	1	none listed	1 (10' x 45' long)
TOTAL	83	4	4	4**	none	2 (1 shared bet. bldgs at INVENTORY)

30% can be compact spaces 8' x 15' = 25 spaces

COMBINED PARCELS

	VEHICLES REQ'D	LONG-TERM BICYCLE	SHORT-TERM BICYCLE	ADA	VISITOR	LOADING BERTH
NORTH PARCEL	101*	6	6	5**	none listed	2 (10' x 45' long)
SOUTH PARCEL	83	4	4	4**	none listed	2 (10' x 45' long)
TOTAL : PER CODE	184	8	10	9**	none	4 (shared)
TOTAL SHOWN	**200**	**8**	**10**	**9****	**4**	**4 (shared)**

**** (1) Van Accessible Space Required**

SHEET NO: 14 OF 23
DRAWING NO: A-014
DRAWING FILE NO:
JOB NO: 1874.03
DATE: APRIL 24, 2019
APPROVED BY:
DRAWN BY:
DESIGNER:
SEAL: 12373 REGISTERED ARCHITECT ANDREW M. MALEY STATE OF WASHINGTON

SHEET TITLE: PARKING PLAN

PROJECT NAME: INTERCITY TRANSIT
PATTISON NORTH PARCEL EXPANSION
OLYMPIA, WASHINGTON

Stantec
STANTEC ARCHITECTURE
1050 17TH STREET, SUITE A200
DENVER, CO 80265

REVISIONS	DATE	BY

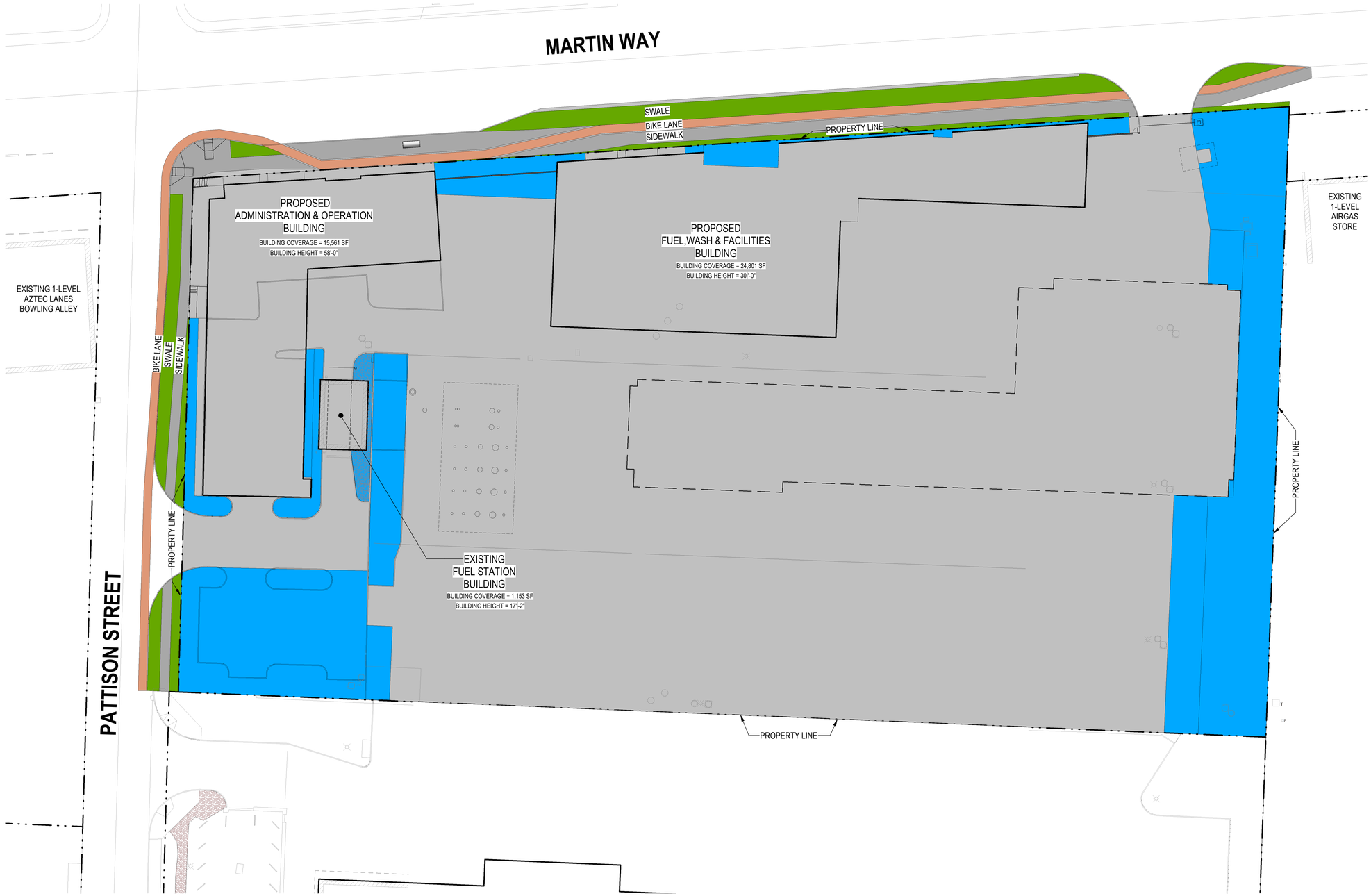

BUILDING HEIGHTS

MAXIMUM BUILDING HEIGHT	= 60'
FUELING STATION	= 17'-2"
ADMINISTRATION OPERATIONS	= 58'-0"
FUEL,WASH & FACILITIES	= 30'-0"

BUILDING COVERAGE

MAXIMUM BUILDING COVERAGE	= 70%	= 159,413 SF
FUELING STATION	= 0.5%	= 1,153 SF
ADMINISTRATION OPERATIONS	= 07%	= 15,561 SF
FUEL,WASH & FACILITIES	= 11%	= 24,801 SF
PROPOSED BUILDING COVERAGE	= 18.5%	= 41,515 SF

NORTH PARCEL:

MAXIMUM IMPERVIOUS SURFACE COVERAGE = 85%

NORTH (PHASE III) PARCEL	= 227,733 SF	= 100% (5.23 ACRES)
MINIMUM PERVIOUS COVERAGE 15%	= 34,160 SF	= 15.0%
PROPOSED IMPERVIOUS COVERAGE	= 192,774 SF	= 84.3%
PROPOSED PERVIOUS COVERAGE	= 34,959 SF	= 15.4%

REVISIONS	DATE	BY

Stantec

STANTEC ARCHITECTURE
1050 17TH STREET, SUITE A200
DENVER, CO 80265

SHEET TITLE: DEVELOPMENT STANDARDS

PROJECT NAME: INTERCITY TRANSIT
PATTISON NORTH PARCEL EXPANSION
OLYMPIA, WASHINGTON

SEAL: 12373 REGISTERED ARCHITECT
ANDREW M. MALEY
STATE OF WASHINGTON

DESIGNER:
DRAWN BY:
APPROVED BY:
DATE: APRIL 24, 2019
JOB NO: 1874.03
DRAWING FILE NO:
DRAWING NO: A-015
SHEET NO: 15 OF 23

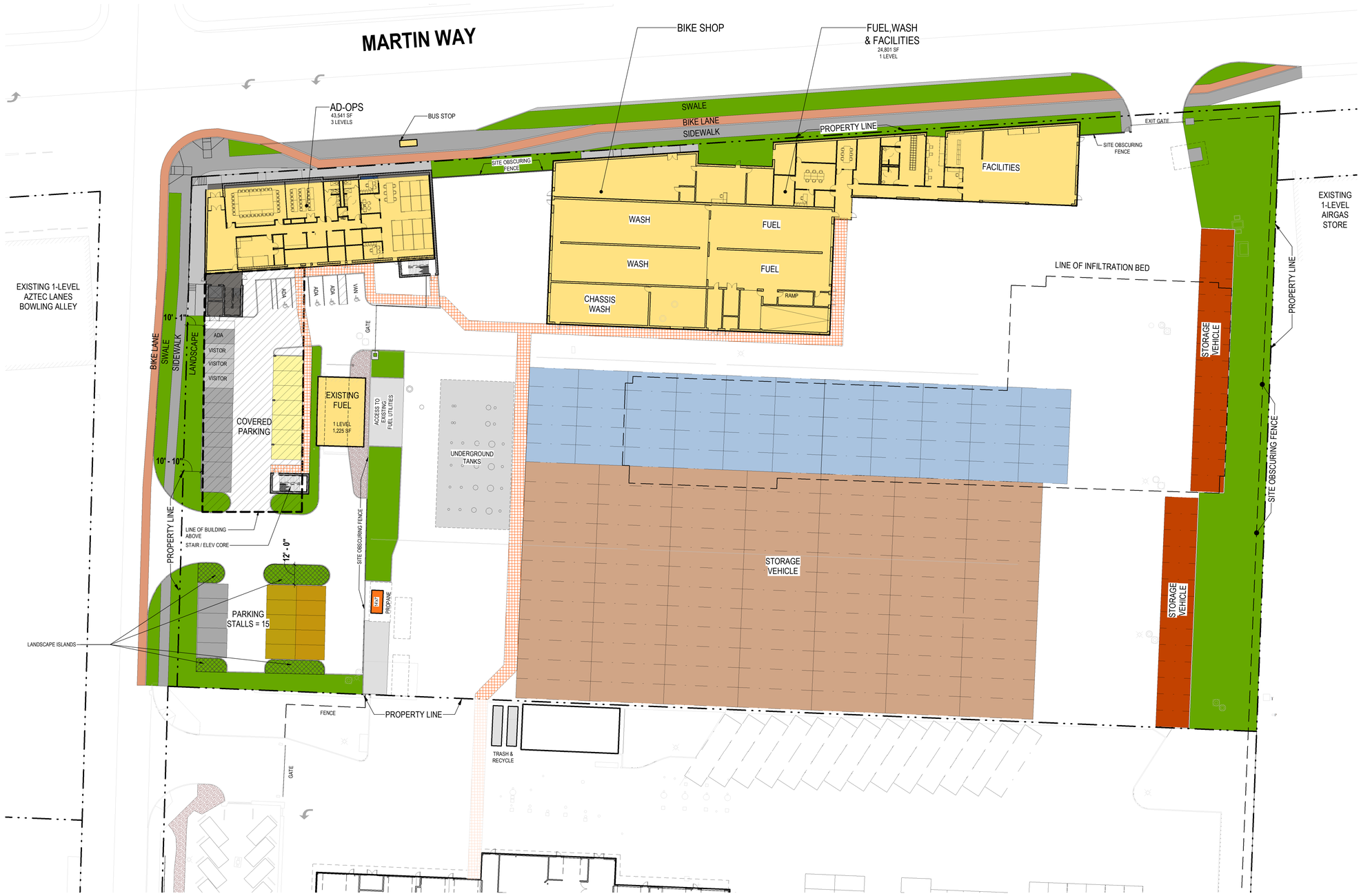

LANDSCAPED AREA LEGEND

PAVING

LANDSCAPED AREA

LANSCAPING STANDARDS:
INTERIOR PARKING LOT LANDSCAPING
38 stalls x [31 sqft/stall] = 1,178 sqft required*
*20 vehicles are covered by the building above

18 stalls x [23 sqft/stall] = 414 sqft required
LANDSCAPE ISLANDS = 1,060 sqft proposed

LANDSCAPE BUFFERS REQUIRED
NORTH = 10' (*in areas between buildings)
SOUTH = 0'
EAST = 10'
WEST = 10'

REVISIONS	DATE	BY

Stantec
STANTEC ARCHITECTURE
1050 17TH STREET, SUITE A200
DENVER, CO 80265

SHEET TITLE: LANDSCAPE STANDARDS

PROJECT NAME: INTERCITY TRANSIT
PATTISON NORTH PARCEL EXPANSION
OLYMPIA, WASHINGTON

SEAL: 12373 REGISTERED ARCHITECT
ANDREW M. MALEY
STATE OF WASHINGTON

DESIGNER:
DRAWN BY:
APPROVED BY:
DATE: APRIL 24, 2019
JOB NO: 1874.03
DRAWING FILE NO:
DRAWING NO: A-016
SHEET NO: 16 OF 23

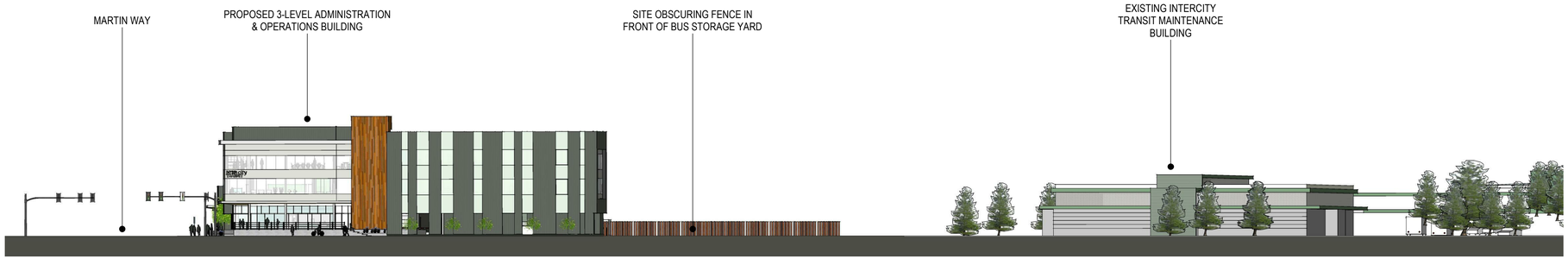

C4 / A-017 **PATTISON STREET ELEVATION**
1" = 30'-0"

A4 / A-017 **MARTIN WAY STREET ELEVATION**
1" = 30'-0"

▲	REVISIONS	DATE	BY

Stantec
STANTEC ARCHITECTURE
1050 17TH STREET, SUITE A200
DENVER, CO 80265

SHEET TITLE: CONTEXT ELEVATIONS

PROJECT NAME: INTERCITY TRANSIT
PATTISON NORTH PARCEL EXPANSION
OLYMPIA, WASHINGTON

SEAL: 12373 REGISTERED ARCHITECT
ANDREW M. MALEY
STATE OF WASHINGTON

DESIGNER:
DRAWN BY:
APPROVED BY:
DATE: APRIL 24, 2019
JOB NO: 1874.03
DRAWING FILE NO:
DRAWING NO: A-017
SHEET NO: 17 OF 23

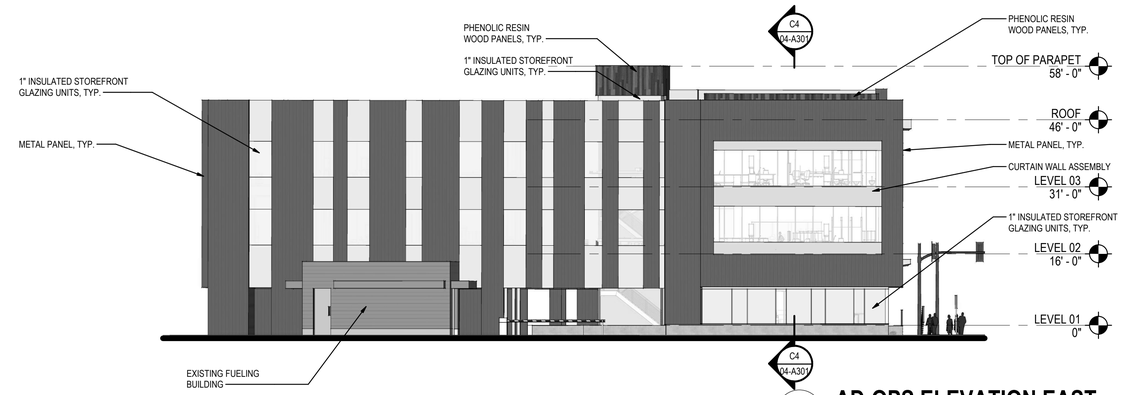

C4 / A-018 AD-OPS ELEVATION EAST

1/16" = 1'-0"

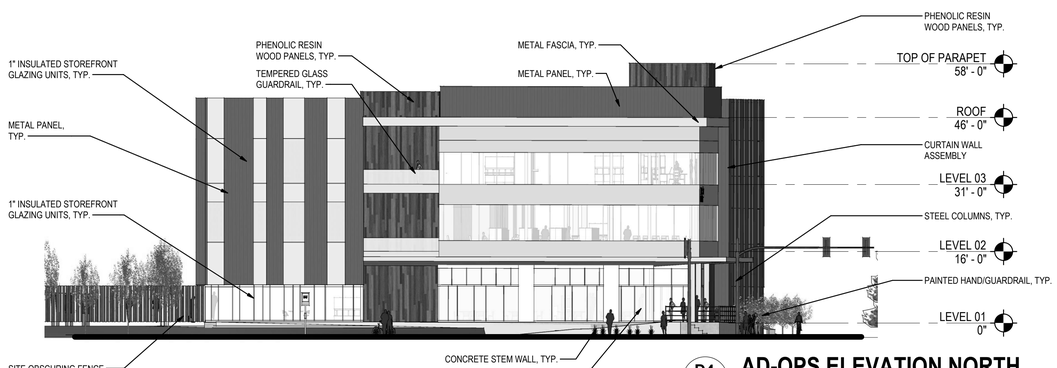

D4 / A-018 AD-OPS ELEVATION NORTH

1/16" = 1'-0"

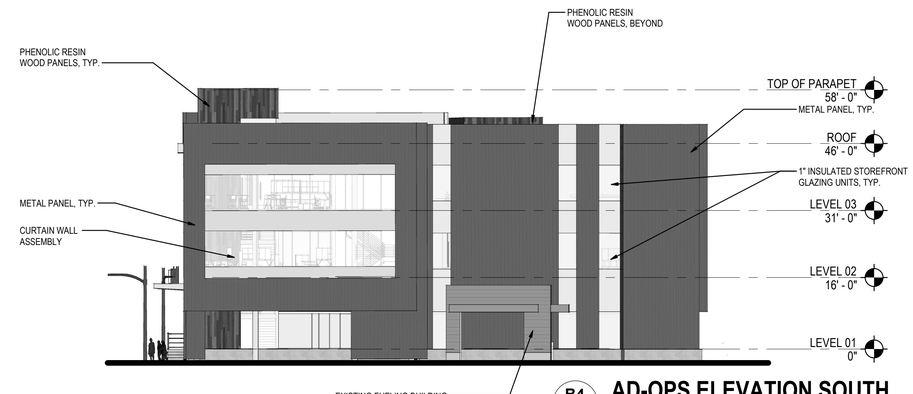

B4 / A-018 AD-OPS ELEVATION SOUTH

1/16" = 1'-0"

BUILDING ELEVATION NOTES	
1	EXTERIOR WALL ASSEMBLY IS A RAIN SCREEN SYSTEM
2	ALL GLAZING WILL COMPLY WITH CURRENT ENERGY CODES

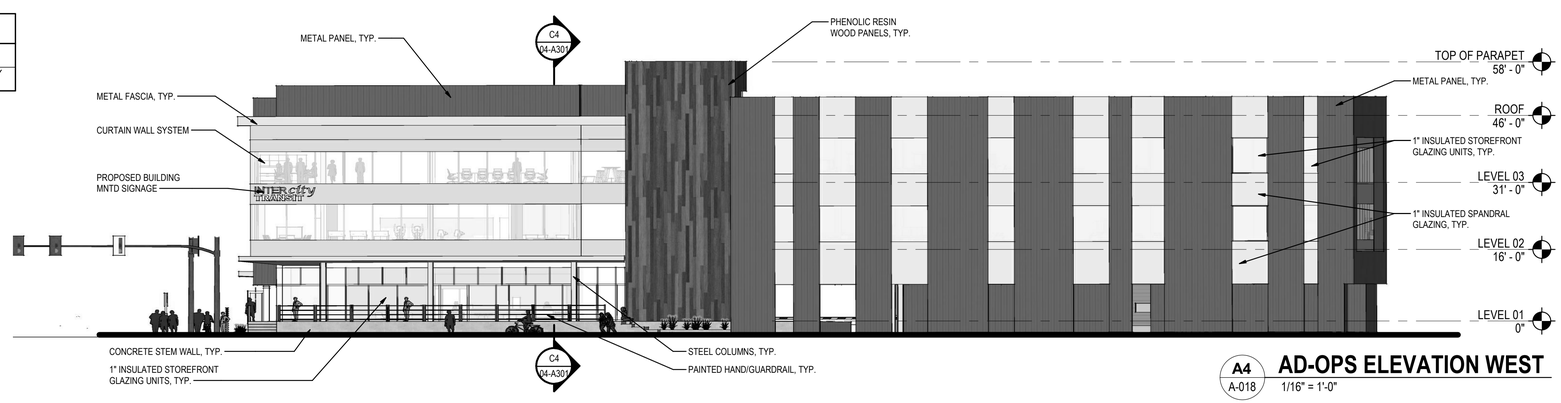

A4 / A-018 AD-OPS ELEVATION WEST

1/16" = 1'-0"

REVISIONS	DATE	BY

Stantec
STANTEC ARCHITECTURE
1050 17TH STREET, SUITE A200
DENVER, CO 80265

SHEET TITLE: BUILDING ELEVATIONS ADMINISTRATION & OPERATIONS

PROJECT NAME: INTERCITY TRANSIT PATTISON NORTH PARCEL EXPANSION OLYMPIA, WASHINGTON

SEAL: 12373 REGISTERED ARCHITECT ANDREW M. MALEY STATE OF WASHINGTON

DESIGNER:

DRAWN BY:

APPROVED BY:

DATE: APRIL 24, 2019

JOB NO: 1874.03

DRAWING FILE NO:

DRAWING NO: A-018

SHEET NO: 18 OF 23

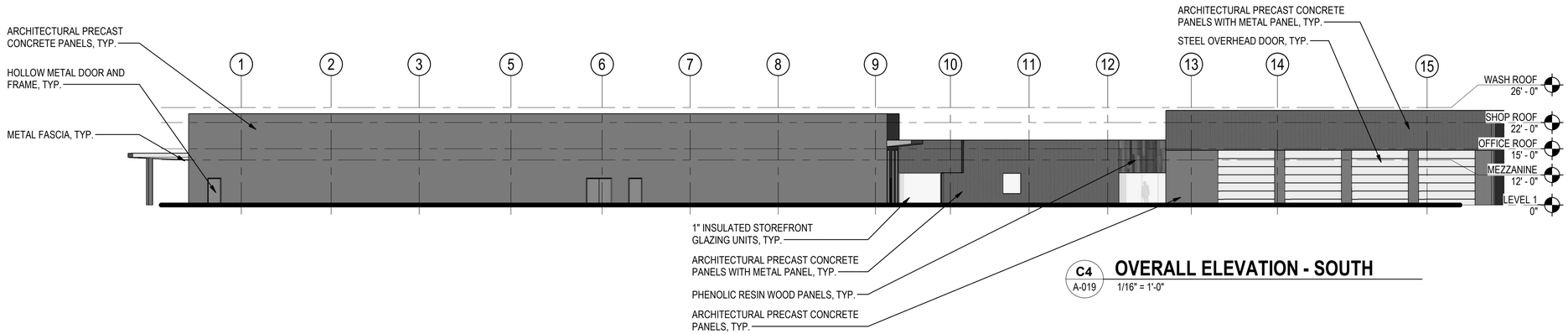

C4 A-019 **OVERALL ELEVATION - SOUTH**
1/16" = 1'-0"

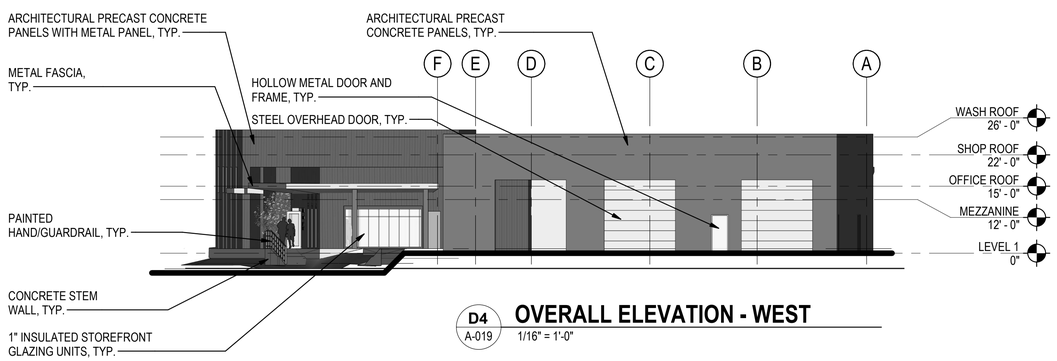

D4 A-019 **OVERALL ELEVATION - WEST**
1/16" = 1'-0"

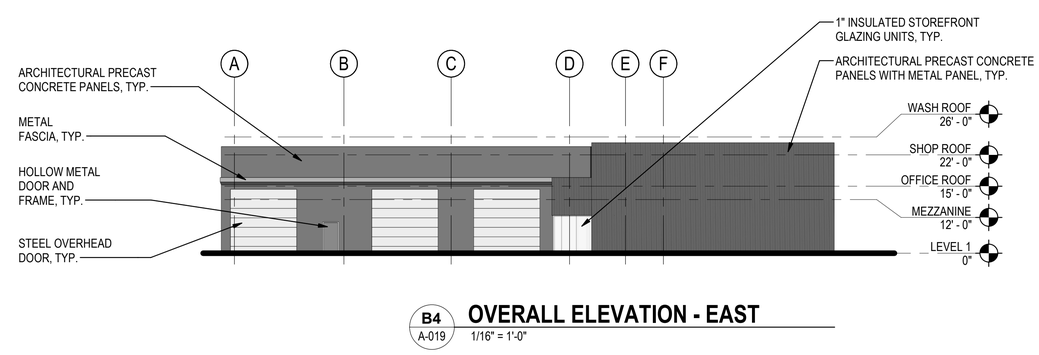

B4 A-019 **OVERALL ELEVATION - EAST**
1/16" = 1'-0"

BUILDING ELEVATION NOTES	
1	PRECAST ELEVATIONS PROVIDED FOR REFERENCE ONLY, SEE SHOP DRAWINGS.
2	ALL GLAZING WILL COMPLY WITH CURRENT ENERGY CODES

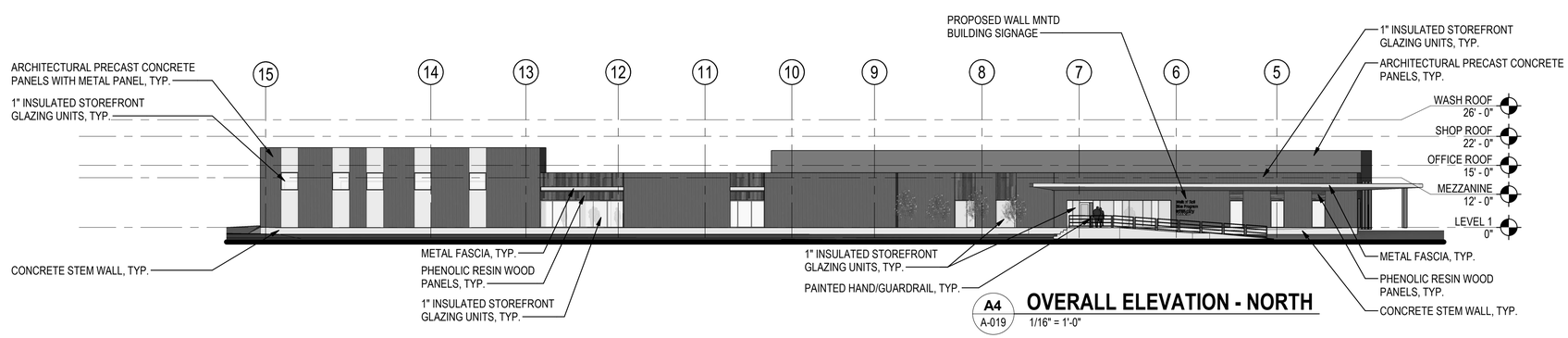

A4 A-019 **OVERALL ELEVATION - NORTH**
1/16" = 1'-0"

REVISIONS	DATE	BY

Stantec
STANTEC ARCHITECTURE
1050 17TH STREET, SUITE A200
DENVER, CO 80265

SHEET TITLE: BUILDING ELEVATIONS FUEL, WASH & FACILITIES

PROJECT NAME: INTERCITY TRANSIT
PATTISON NORTH PARCEL EXPANSION
OLYMPIA, WASHINGTON

SEAL: 12373 REGISTERED ARCHITECT
ANDREW M. MALEY
STATE OF WASHINGTON

DESIGNER:
DRAWN BY:
APPROVED BY:
DATE: APRIL 24, 2019
JOB NO: 1874.03
DRAWING FILE NO:
DRAWING NO: A-019
SHEET NO: 19 OF 23

SEC. 18, T18N., R1W., W.M.

ENTITLEMENT LUMINAIRE SCHEDULE

TYPE	IMAGE	MANUFACTURER	CATALOGUE SERIES	DESCRIPTION	SOURCE	FINISH	DISTRIBUTION	MOUNTING	WATTAGE	VOLTAGE	BUG RATING
(E)		(EXISTING)	(EXISTING)	EXISTING STREETSCAPE POLE, APPROXIMATELY 25' IN HEIGHT SHOWN ONLY FOR REFERENCE	LED	(EXISTING)	(EXISTING)	(EXISTING)	0 VA	277 V	UNKNOWN (EXISTING STREETSCAPE)
XA1		GE LIGHTING (EXISTING)	EASC SERIES OPTICAL CODE L4 (EXISTING)	EXISTING SINGLE HEAD, AREA LIGHT, TYPE 'IV' ASYMETRIC FORWARD, GRAY CORROSION RESESTANT POWDER FINISH, 10 INCH ARM FOR ROUND TAPERED POLE, LISTED FOR WET LOCATION POLE ROUND TAPERED STEEL 77' TALL TO WITHSTAND 100 MPH WIND SPEED, FINISH STANDARD GALVANIZED, CUSTOM MOUNTING FOR TWO FIXTURES, CAMERA MOUNT, HANDHOLE AND SECURITY ENCLOSURE.	LED 5000K 38,300 LUMEN (PER HEAD)	GRAY CORROSION RESISTANT COATING	TYPE IV	POLE 77' HEIGHT	395 VA	277 V	B3-U0-G5
XA2		GE LIGHTING (EXISTING)	EASC SERIES OPTICAL CODE Q5 (EXISTING)	EXISTING SINGLE HEAD, AREA LIGHT, TYPE 'V' ASYMETRIC FORWARD, GRAY CORROSION RESESTANT POWDER FINISH, 10 INCH ARM FOR ROUND TAPERED POLE, LISTED FOR WET LOCATION POLE ROUND TAPERED STEEL 30' TALL TO WITHSTAND 100 MPH WIND SPEED, FINISH STANDARD GALVANIZED, CUSTOM MOUNTING FOR ONE FIXTURES AND HANDHOLE AND SECURITY ENCLOSURE.	LED 5000K 16,400 LUMEN (PER HEAD)	GRAY CORROSION RESISTANT COATING	TYPE V	POLE 30' HEIGHT	137 VA	277 V	B4-U0-G2
XA6		LITHONIA	DSX1 SERIES	WALL MOUNTED AREA LIGHT	LED 5000K 12,734 LUMENS	GRAY	FORWARD THROW	POLE 30' HEIGHT	102 VA	UNIV	B2-U0-G3
XW1		LITHONIA	WST SERIES	EXTERIOR WALLPACK	LED 5000K 1974 LUMENS	GRAY	TYPE II	WALL MOUNT 10'-0" AFG	14 VA	UNIV	B0-U0-G0

NARRATIVE

ALL EXTERIOR BUILDING MOUNTED AND SITE LIGHTING SHALL BE AUTOMATICALLY CONTROLLED VIA PHOTOCELL AND ASTRONOMICAL TIME CLOCK. ALL PERFORMANCE SITE ARE LUMINAIRE OPTICS ARE DESIGNED TO BE FULL CUT OFF AND ARE ARRANGED SUCH THAT THE RESULTING ILLUMINANCE WILL NOT AFFECT ADJACENT PROPERTIES OR PASSING MOTORISTS.

CALCULATIONS USE INITIAL LUMENS AND A LIGHT LOSS FACTOR OF 1.0.

PHOTOMETRIC CALCULATION SUMMARY

POINT GRID	AVERAGE FOOTCANDLES	MAX FOOTCANDLES	MAX/MIN RATIO
ENTIRE SITE	1.03 fc	8.0 fc	N/A
CENTRAL PARKING	1.18 fc	1.6 fc	2.67
15' BEYOND PROPERTY	0.35 fc	2.2 fc	N/A

LIGHTING AND DEVICE LEGEND

CIRCUITS
EMERGENCY NORMAL

LUMINAIRES

- $## — LUMINAIRE IDENTIFICATION, SEE LUMINAIRES SCHEDULE
- a — LOWER-CASE LETTER(S) NEAR LUMINAIRE DENOTE ZONE
- LINEAR PENDANT MOUNTED LINEAR, LENGTH TO SCALE
- WALL MOUNTED RECESSED LINEAR LUMINAIRE, LENGTH TO SCALE
- RECESSED LINEAR WALL WASH LUMINAIRE, LENGTH TO SCALE
- RECESSED DOWNLIGHT LUMINAIRE
- SURFACE MOUNTED LUMINAIRE
- RECESSED ADJUSTABLE ACCENT OR WALLWASH LUMINAIRE
- N/A — CONTINUOUS SOURCE LUMINAIRE, PATH AS INDICATED
- PENDANT MOUNTED LUMINAIRE
- RECESSED RECTANGULAR LUMINAIRE, LENGTH TO SCALE
- RECESSED BASKET LUMINAIRE, DRAWN TO SCALE
- STRIP LUMINAIRE, LENGTH TO SCALE
- MONOPOINT AND FLOOD LUMINAIRE
- N/A — TRACK MOUNTED LUMINAIRE ASSEMBLY
- MULTI-LAMP ACCENT LUMINAIRE, NUMBER OF LAMPS NOT INDICATED
- UNDERCOUNTER TASK LUMINAIRE
- WALL MOUNTED LUMINAIRE
- WALL MOUNTED RECTANGULAR LUMINAIRE, LENGTH TO SCALE
- N/A — TASK/TABLE LUMINAIRE
- STEP LUMINAIRE
- POLE MOUNTED LUMINAIRE WITH BASE
- POST TOP LUMINAIRE
- ILLUMINATED BOLLARD
- IN-GROUND LUMINAIRE
- AIMED IN-GROUND LUMINAIRE
- SURFACE MOUNTED GARAGE LUMINAIRE
- SURFACE MOUNTED SHIELDED GARAGE LUMINAIRE, LINES INDICATE NUMBER AND POSITION OF SHIELD(S)

WORK DEFINITION

- NEW OR RELOCATED EQUIPMENT
- EXISTING EQUIPMENT TO REMAIN
- EQUIPMENT TO BE DEMOLISHED/REMOVED
- DAYLIGHT ZONE
- # — SHEET NOTE REFERENCE
- CONTROL NOTE

CALL BEFORE YOU DIG

THE CONTRACTOR SHALL BE FULLY RESPONSIBLE FOR THE LOCATION AND PROTECTION OF ALL EXISTING UTILITIES. THE CONTRACTOR SHALL VERIFY ALL UTILITY LOCATIONS PRIOR TO CONSTRUCTION BY CALLING THE UNDERGROUND LOCATE LINE AT (800) 424-5555 A MINIMUM OF 48 HOURS PRIOR TO ANY EXCAVATION.

REVISIONS	DATE	BY

Stantec
STANTEC ARCHITECTURE
1050 17TH STREET, SUITE A200
DENVER, CO 80265

SHEET TITLE: PHOTOMETRIC SCHEDULES

PROJECT NAME: INTERCITY TRANSIT NORTH SITE DEVELOPMENT OLYMPIA, WASHINGTON

SEAL: 12373 REGISTERED ARCHITECT ANDREW M. MALEY STATE OF WASHINGTON

DESIGNER: V. PEDERSON
DRAWN BY:
APPROVED BY: V. PEDERSON
DATE: APRIL 24, 2019
JOB NO: 1874.03
DRAWING FILE NO:
DRAWING NO: EA-020
SHEET NO: 20 OF 23

SEC. 18, T18N., R1W., W.M.

SHEET NOTES

Key Value	Keynote Text
15.01	STREET LIGHTING POLE PROVIDED UNDER OTHER SCOPE OF WORK FOR PATTISON STREET / MARTIN WAY FRONTAGE IMPROVEMENTS.
15.02	STREET SIGNAL LIGHT AND LIGHTING POLE PROVIDED UNDER OTHER SCOPE OF WORK FOR PATTISON STREET / MARTIN WAY FRONTAGE IMPROVEMENTS.
15.03	EXISTING STREET LIGHTING TO REMAIN, SHOWN FOR REFERENCE ONLY.

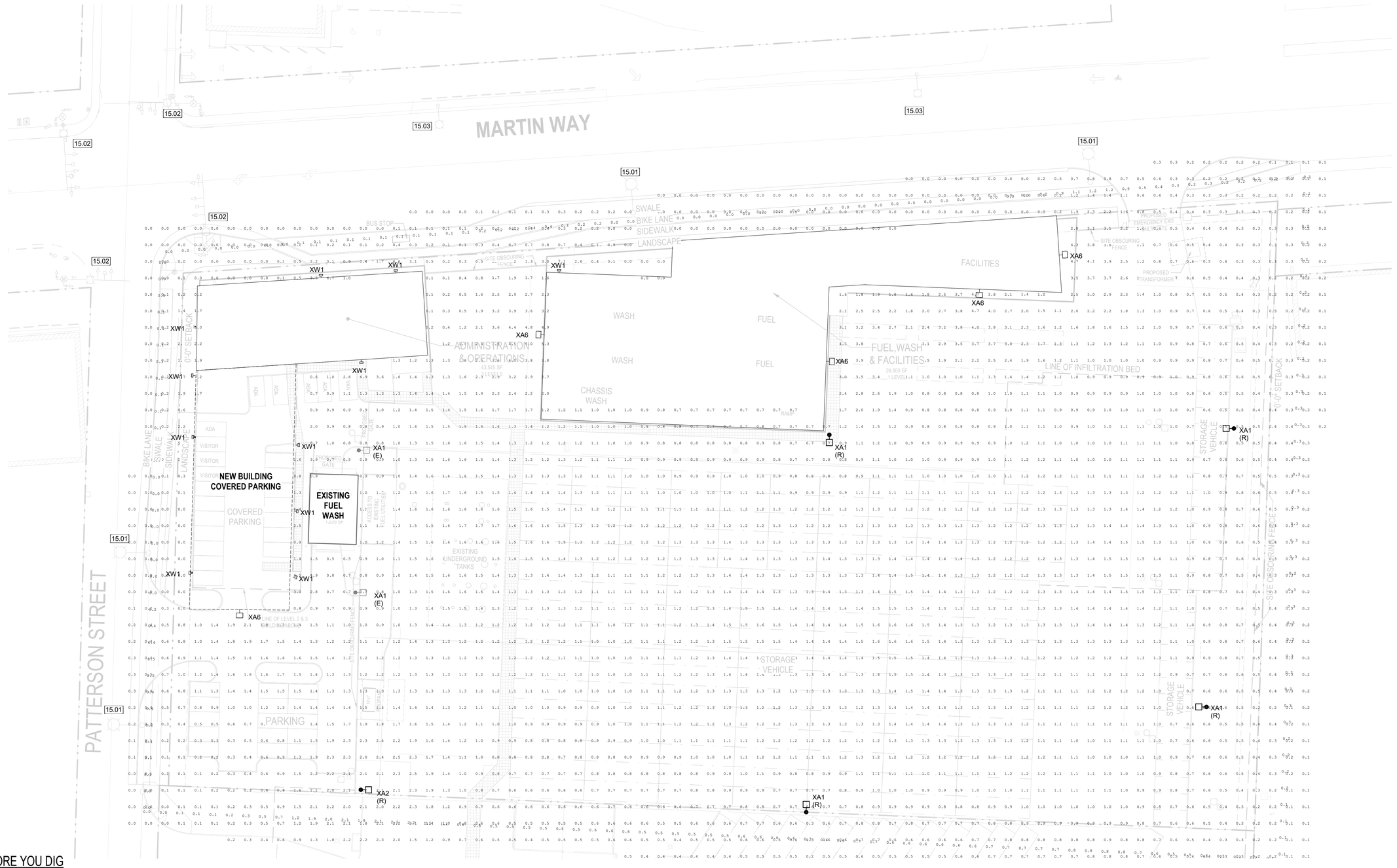

CALL BEFORE YOU DIG

THE CONTRACTOR SHALL BE FULLY RESPONSIBLE FOR THE LOCATION AND PROTECTION OF ALL EXISTING UTILITIES. THE CONTRACTOR SHALL VERIFY ALL UTILITY LOCATIONS PRIOR TO CONSTRUCTION BY CALLING THE UNDERGROUND LOCATE LINE AT (800) 424-5555 A MINIMUM OF 48 HOURS PRIOR TO ANY EXCAVATION.

1 / EA-021 **SITE LIGHTING - OPTION A**

1" = 30'-0"

REVISIONS	DATE	BY

Stantec
STANTEC ARCHITECTURE
1050 17TH STREET, SUITE A200
DENVER, CO 80265

SHEET TITLE: PHOTOMETRIC PLAN

PROJECT NAME: INTERCITY TRANSIT NORTH SITE DEVELOPMENT OLYMPIA, WASHINGTON

SEAL: 12373 REGISTERED ARCHITECT ANDREW M. MALEY STATE OF WASHINGTON

DESIGNER: V. PEDERSON

DRAWN BY:

APPROVED BY: V. PEDERSON

DATE: APRIL 24, 2019

JOB NO: 1874.03

DRAWING FILE NO:

DRAWING NO: EA-021

SHEET NO: 21 OF 23

SEC. 18, T18N., R1W., W.M.

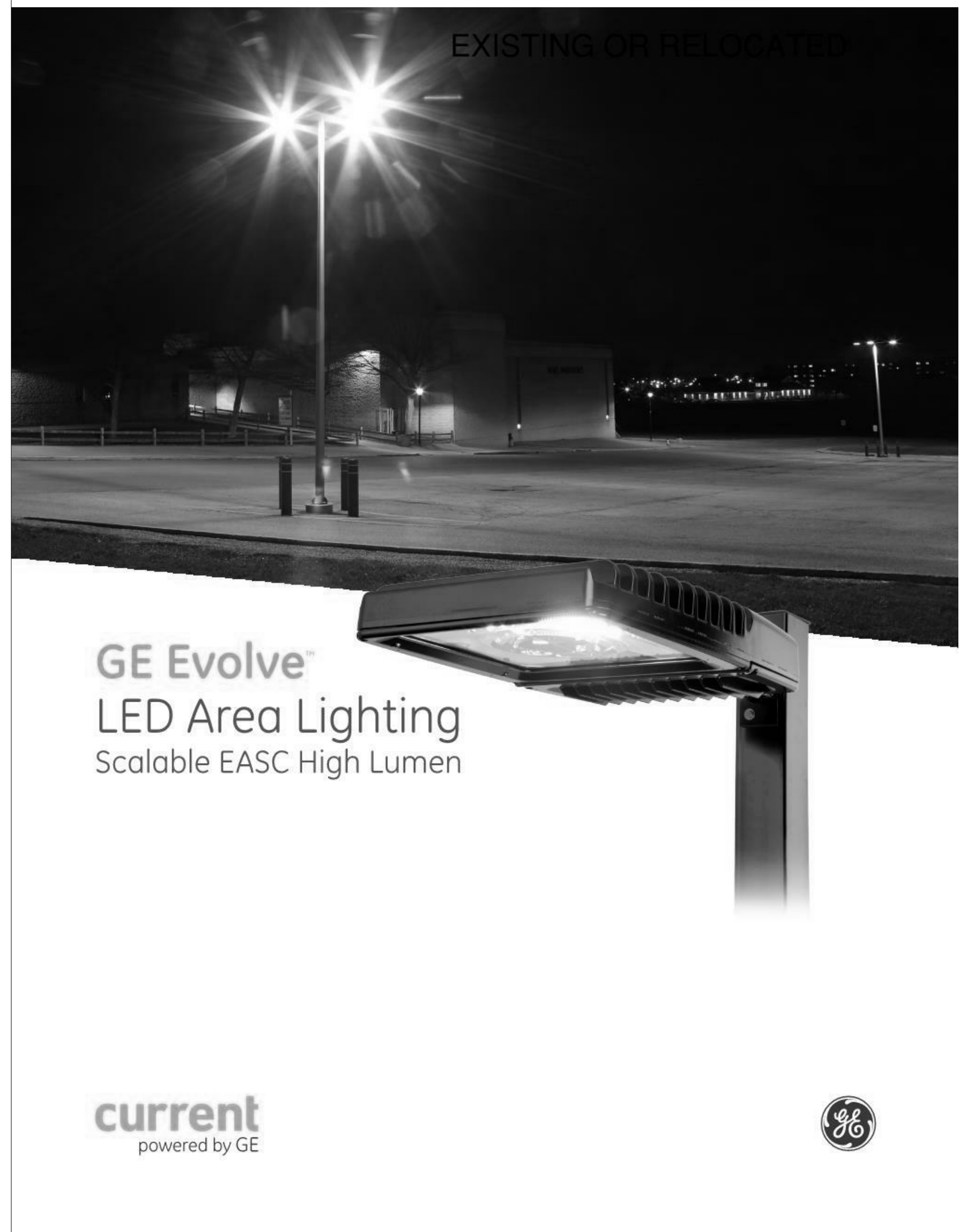

EXISTING OR RELOCATED

Product Features

The next evolution of the GE Evolve™ EASC LED Area Light continues to deliver outstanding features, while adding greater lumen output, flexibility and style. This latest design focuses on high lumen output and provides photometric combinations with high efficacy, providing the ability to serve demanding area applications where pole spacing is wide and illuminance requirements are high. The EASC Evolve Luminaire comes with a specially designed auto dealership optic for exceptional illuminance on the dealership's front row, while providing an impressive high lumen output. Optional programmable motion sensing for Title 24 compliance is available.

Applications

- Site, area, roadway and general lighting applications utilizing advanced LED optical system providing high uniformity, excellent vertical light distribution, reduced offsite visibility, reduced on-site glare and effective security light levels.
- Ideal for large retailers, commercial to medical properties, and big box retailers. Also suitable for roadways.

Housing

- Die-cast aluminum housing.
- Slim architectural design incorporates an integral heat sink and light engine, ensuring maximum heat transfer, long LED life, and a reduced Effective Projected Area (EPA).
- Meets 3G vibration standards per ANSI C136.31-2010 for Slipfitter and Mounting Arm configurations. Meets 1.5G vibration standards for Knuckle Slipfitter Mounting.

LED & Optical Assembly

- Structured LED arrays for optimized area light photometric distribution.
- Evolve light engine with directional reflectors designed to optimize application efficiency and minimize glare.
- Utilizes high brightness LEDs, 70 CRI at 3000K, 4000K and 5000K typical.

Lumen Maintenance

- Projected L90>50,000 hours per IES TM-21 L5, L4, L3, L2, LA ,V5, M5, M4, M3, M2, MA ,W5
- Projected L90>100,000 hours per IES TM-21 Y5, Y4, Y3, Y2, YA & Z5
- Projected Lxx per IES TM-21 at 25°C for reference:

Optical Codes	Lxx (18k) @ Hours* 25,000 hr	50,000 hr	100,000 hr
L5, L4, L3, L2, LA & V5 M5, M4, M3, M2, MA, W5	L94	L90	L82

Optical Codes	Lxx (6k) @ Hours** 25,000 hr	50,000 hr	100,000 hr
Y5, Y4, Y3, Y2, YA & Z5	L96	L94	L90

Note: *Projected Lxx based on LM80 (18,000 hour testing). **Projected Lxx based on LM80 (6,000 hour testing). DOE Lighting Facts Verification Testing Tolerances apply to initial luminous flux and lumen maintenance measurements.

Lumen Ambient Temperature Factors:

Ambient Temperature: (°C)	Initial Flux Factor
10	1.02
20	1.01
25	1.00
30	0.99
35	0.98

Ratings

- Ⓤ listed, suitable for wet locations.
- cⓊ listed with option code "J" SKUs.
- IP66 rated optical enclosure per ANSI C136.25-2009.
- Temperature rated at -40° to 35°C
- Upward Light Output Ratio (ULOR) = 0.
- Title 24 compliant with "H" motion sensor option.
- Compliant with the material restriction of RoHS.
- DLC Premium qualified models available. Please refer to http://www.designlights.org/QPL for complete information.

Mounting

- Option A -10-inch (254mm) mounting arm for square pole prewired with 24-inch (610mm) leads.
- Option B -10-inch (254mm) mounting arm for round pole prewired with 24-inch (610mm) leads.
- Option C -Slipfitter mounting for 2 3/8-inch (60mm) O.D. pipe prewired with 24-inch (610mm) leads.
- Option D -10-inch (254mm) mounting arm for round or square pole prewired with 24-inch (610mm) leads.
- Option S -Knuckle Slipfitter mounting for 2.3-3" O.D. pipe, pre-wired with 24-inch (610mm) leads.

Finish

- Corrosion resistant polyester powder painted, minimum 2.0 mil. thickness.
- Standard colors: Black & Dark Bronze.
- RAL & custom colors available.

Electrical

- 120-277 VAC and 347-480 VAC available.
- System power factor is >90% and THD <20%.
- ANSI C136.41 7-pin dimming receptacle, standard.
- ANSI photo electric sensors (PE) available for all voltages. Light Grid compatible.
- Dimming/Occupancy:
  - Wired 0-10V continuous dimming
  - DALI digital dimming. Contact manufacturer for availability.
  - Standalone motion sensor based dimming using "H" option code.
- Surge Protection per ANSI C136.2-2015.
  - 6kV/3kA "Basic" surge protection, standard.
  - 10kV/5kA "Enhanced" surge protection optional.

Accessories

- Photoelectric Controls (see page 3).

EXISTING OR RELOCATED

Ordering Number Logic

Evolve™ LED Scalable Area Light (EASC)

EAS C

PROD. ID	PHOTOMETRIC	VOLTAGE	OPTICAL CODE	DISTRIBUTION ORIENTATION	DRIVE CURRENT	LED COLOR TEMP	PE FUNCTION	MOUNTING ARM	COLOR	OPTIONS
E = Evolve A = Area S = Scalable	C = Photometric Series	0 = 120 - 277 1 = 120* 2 = 208* 3 = 240* 4 = 277* 5 = 480* D = 347* H = 347-480 *Specify single voltage if fuse option is selected.		F = Front L = Left R = Right N = Not Applicable	7 = 700mA (380W or 398W Only) X = Greater than 700mA (>380W)	30 = 3000K 40 = 4000K 50 = 5000K	1 = None A = ANSI C136.41 7-pin dimming PE Receptacle †# D = ANSI C136.41 7-pin dimming PE Receptacle with Shorting Cap †# † When ordering PE function socket A-D, a dimming driver must also be ordered under the "OPTIONS" column. # Order Dimming/Control PE as a separate item.	A = 10" Arm for Square Pole supplied with leads B = 10" Arm for Round Pole supplied with leads C = EXT Slip-fitter 2" Pipe (2.378 in. OD) supplied with leads D = 10" Arm for round or square poles, supplied with leads and additional hardware S = Knuckle Slipfitter for 2.3 in. - 3.0 in. OD Tenon, supplied with leads. 0-45° vertical aiming angles achievable.	BLCK = Black DKBZ = Dark Bronze GRAY = Gray WHTE = White Contact manufacturer for other colors.	D = Dimming (0-10 Volt Input)† F = Fusing H = Motion Sensor**# J = cUL/Canada R = 10kV Extra Surge Protection U = DALI dimming+^ XXX = Special Options † Dimming leads will be provided through the back of the arm, unless specified with A or D PE Function. ** When ordering Motion Sensing Option H - "A" or "B" Mounting Arm must be selected. Fixture power increase of 1W expected with sensor use. # Dimming is standard with H option code. Do not also select D option. + Compatible with LightGrid 2.0 nodes ^Not compatible at 347-480V or with motion sensor control.

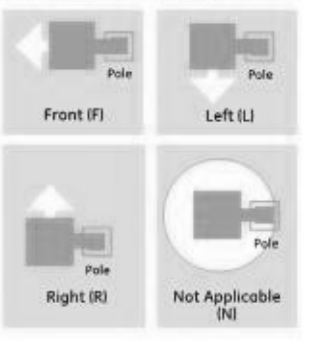

Light pattern thrown in direction specified in relation to Pole and Fixture.

	OPTICAL CODE	TYPE	TYPICAL INITIAL LUMENS 3000K	4000K	5000K	TYPICAL SYSTEM WATTAGE 120-277V & 347-480V	DISTRIBUTION ORIENTATION AVAILABLE	BUG RATING* 3000K B-U-G	4000K B-U-G	5000K B-U-G	IES FILE NUMBER 3000K	4000K	5000K
TYPE V	L5†	Symmetric Medium	36500	38000	38000	380	N	5-0-4	5-0-4	5-0-4	EASC_L5N730_____.IES	EASC_L5N740_____.IES	EASC_L5N750_____.IES
	M5	Symmetric Medium	N/A	N/A	40400	404	N	N/A	N/A	5-0-4	N/A	N/A	EASC_M5NX50_____.IES
	Y5	Symmetric Medium	48000	50000	50000	470	N	5-0-4	5-0-4	5-0-4	EASC_Y5NX30_____.IES	EASC_Y5NX40_____.IES	EASC_Y5NX50_____.IES
	V5†	Symmetric Short	39800	41500	41500	380	N	5-0-3	5-0-3	5-0-3	EASC_V5N730_____.IES	EASC_V5N740_____.IES	EASC_V5N750_____.IES
	W5	Symmetric Short	N/A	N/A	44100	404	N	N/A	N/A	5-0-3	N/A	N/A	EASC_W5NX50_____.IES
	Z5	Symmetric Short	54200	56500	56500	470	N	5-0-3	5-0-4	5-0-4	EASC_Z5NX30_____.IES	EASC_Z5NX40_____.IES	EASC_Z5NX50_____.IES
TYPE IV	L4†	Asymmetric Forward	36800	38300	38300	380	F, L, R	3-0-5	3-0-5	3-0-5	EASC_L4F730_____.IES	EASC_L4F740_____.IES	EASC_L4F750_____.IES
	M4	Asymmetric Forward	N/A	N/A	40700	404	F, L, R	N/A	N/A	3-0-5	N/A	N/A	EASC_M4FX50_____.IES
	Y4	Asymmetric Forward	48000	50000	50000	470	F, L, R	3-0-5	3-0-5	3-0-5	EASC_Y4FX30_____.IES	EASC_Y4FX40_____.IES	EASC_Y4FX50_____.IES
TYPE III	L3†	Asymmetric Wide	39800	41500	41500	380	F, L, R	3-0-4	3-0-4	3-0-4	EASC_L3F730_____.IES	EASC_L3F740_____.IES	EASC_L3F750_____.IES
	M3	Asymmetric Wide	N/A	N/A	44100	404	F, L, R	N/A	N/A	4-0-4	N/A	N/A	EASC_M3FX50_____.IES
	Y3	Asymmetric Wide	54200	56500	56500	470	F, L, R	4-0-5	4-0-5	4-0-5	EASC_Y3FX30_____.IES	EASC_Y3FX40_____.IES	EASC_Y3FX50_____.IES
TYPE II	L2†	Asymmetric Narrow	38400	40000	40000	380	F, L, R	4-0-4	4-0-4	4-0-4	EASC_L2F730_____.IES	EASC_L2F740_____.IES	EASC_L2F750_____.IES
	M2	Asymmetric Narrow	N/A	N/A	42500	404	F, L, R	N/A	N/A	4-0-4	N/A	N/A	EASC_M2FX50_____.IES
	Y2	Asymmetric Narrow	52800	55000	55000	470	F, L, R	4-0-4	4-0-4	4-0-4	EASC_Y2FX30_____.IES	EASC_Y2FX40_____.IES	EASC_Y2FX50_____.IES
AUTO	LA†	Asymmetric 100° Wide Auto	45000	46900	46900	398	F, L, R	5-0-3	5-0-4	5-0-4	EASC_LAF730_____.IES	EASC_LAF740_____.IES	EASC_LAF750_____.IES
	MA	Asymmetric 100° Wide Auto	N/A	N/A	49400	404	F, L, R	N/A	N/A	5-0-4	N/A	N/A	EASC_MAFX50_____.IES
	YA	Asymmetric 100° Wide Auto	57600	60000	60000	470	F, L, R	5-0-4	5-0-4	5-0-4	EASC_YAFX30_____.IES	EASC_YAFX40_____.IES	EASC_YAFX50_____.IES

Note: *Rating values for B and G are based on rated lumens and may vary due to flux tolerances. †L-Series and V5 optical codes using 3000K CCT are not DLC QPL listed.

PE Accessories (to be ordered separately)

SAP Number	Part Number	Description
93029237	PED-MV-LED-7	ANSI C136.41 Dimming PE, 120-277V
93029238	PED-347-LED-7	ANSI C136.41 Dimming PE, 347V
93029239	PED-480-LED-7	ANSI C136.41 Dimming PE, 480V

SAP Number	Part Number	Description
28299	PECOTL	STANDARD 120-277V
28294	PEC5TL	STANDARD 480V
80436	PECDTL	STANDARD 347V
73251	SCCL-PECTL	Shorting cap

EXISTING OR RELOCATED

Photometrics

EASC Type II - Asymmetric Narrow (L2)
40,000 Lumens, 5000K (EASC_L2F750___.IES)

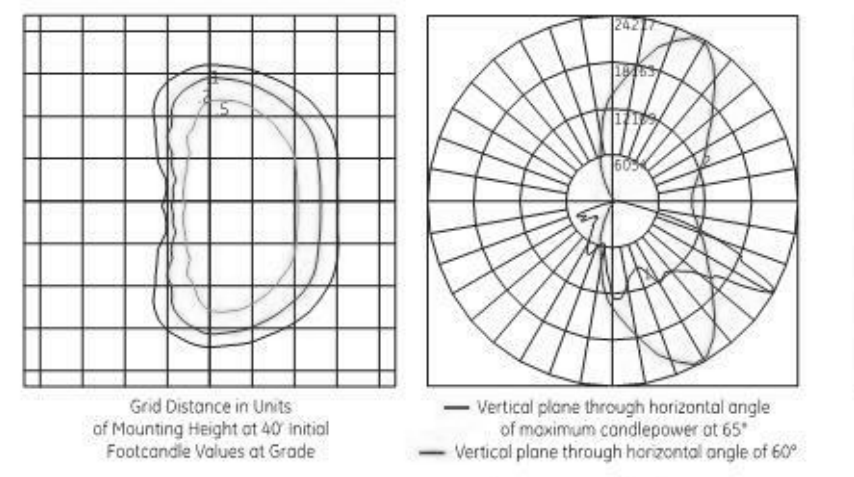

EASC Type III - Asymmetric Wide (L3)
41,500 Lumens, 5000K (EASC_L3F750___.IES)

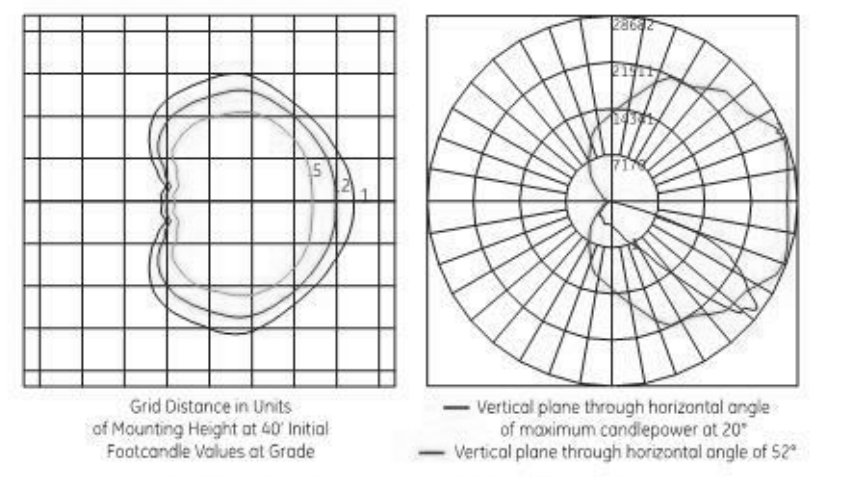

EASC Type IV - Asymmetric Forward (L4)
38,300 Lumens, 5000K (EASC_L4F750___.IES)

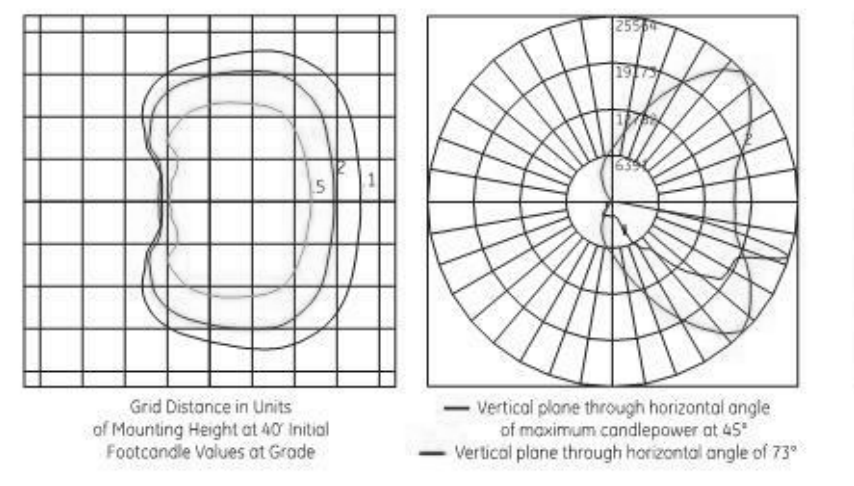

EASC Type V - Symmetric Medium (L5)
38,000 Lumens, 5000K (EASC_L5N750___.IES)

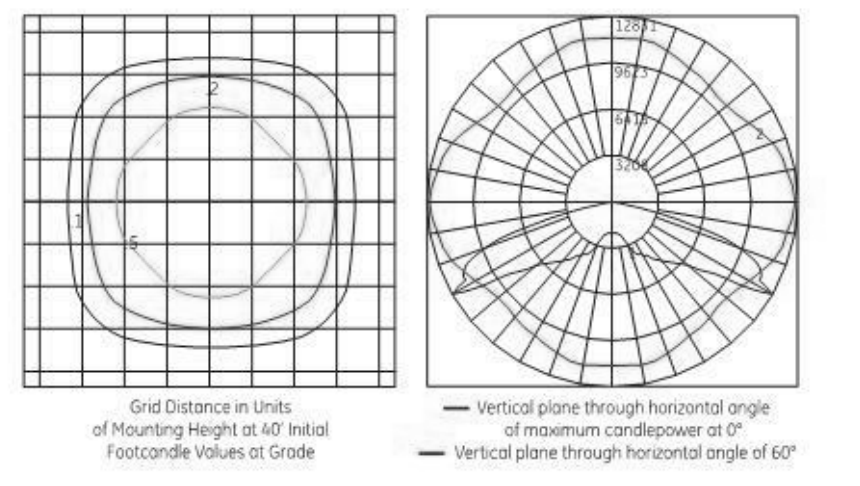

EASC Type AUTO - Asymmetric 100° Wide Auto (LA)
46,900 Lumens, 5000K (EASC_LAF750___.IES)

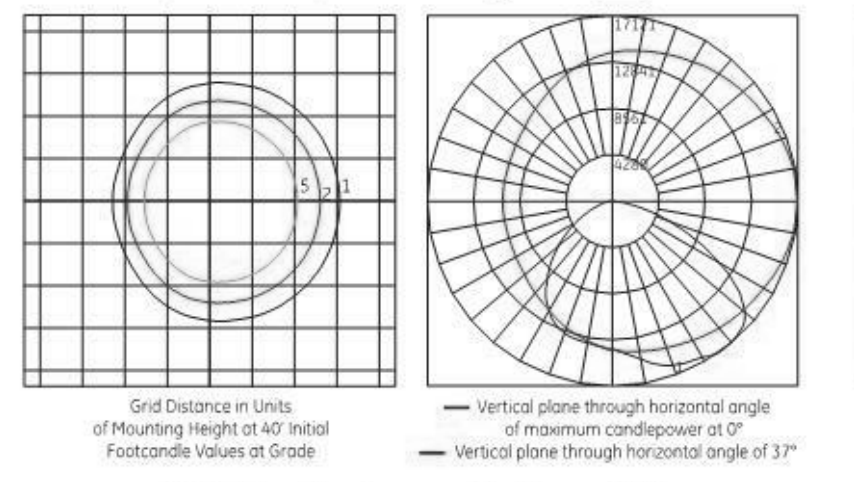

EASC Type V - Symmetric Short (V5)
41,500 Lumens, 5000K (EASC_V5750___.IES)

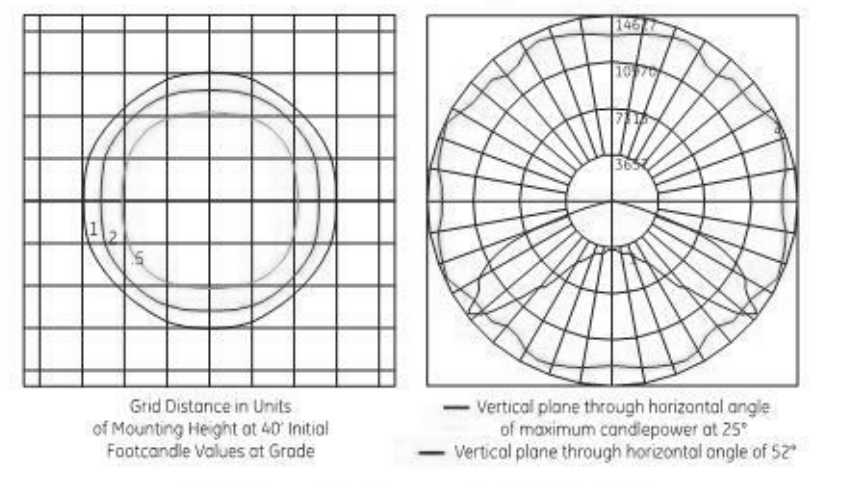

EASC Type II – Asymmetric Narrow (Y2)
55,000 Lumens, 5000K (EASC_Y2FX50______.IES)

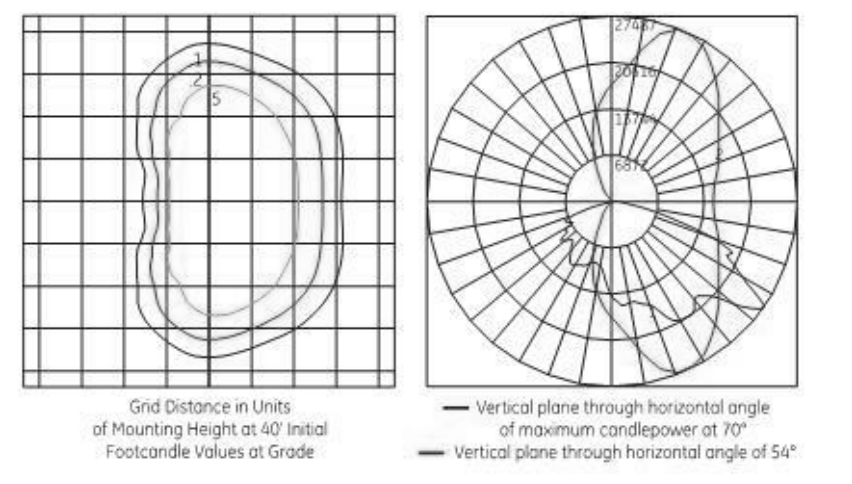

EASC Type III – Asymmetric Wide (Y3)
56,500 Lumens, 5000K (EASC_Y3FX50______.IES)

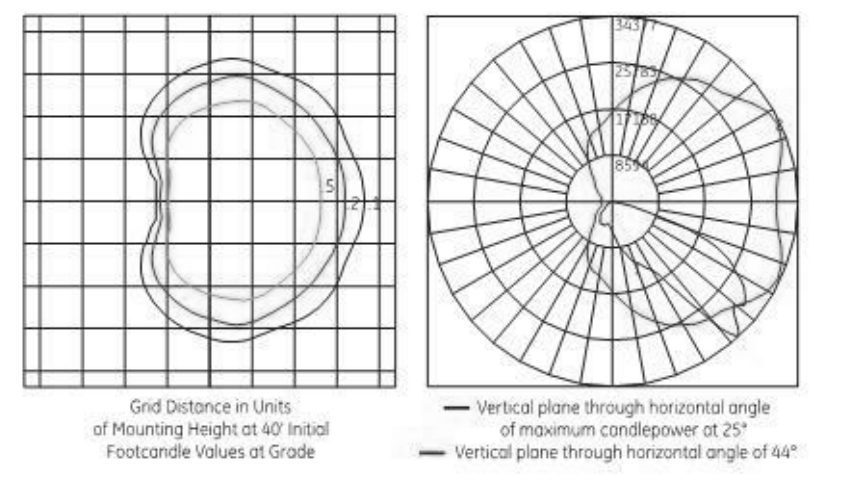

EXISTING OR RELOCATED

Photometrics

EASC Type IV – Asymmetric Forward (Y4)
50,000 Lumens, 5000K (EASC_Y4FX50______.IES)

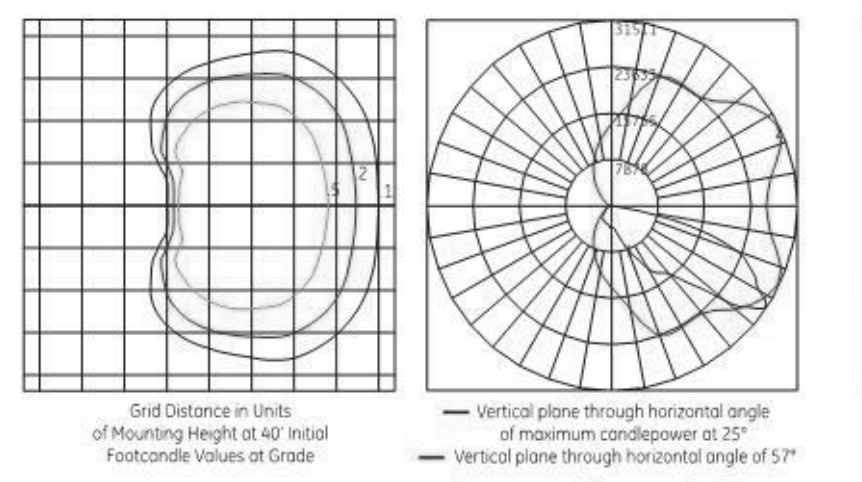

EASC Type V – Symmetric Medium (Y5)
50,000 Lumens, 5000K (EASC_Y5FX50______.IES)

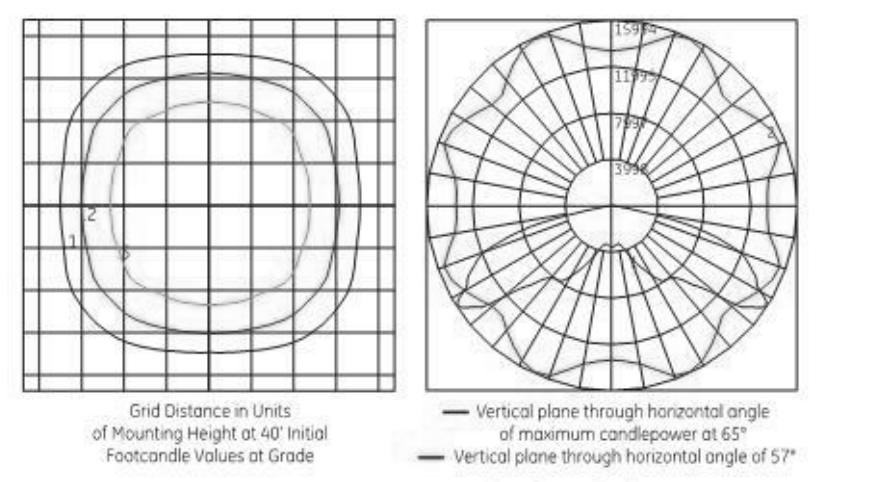

EASC Type AUTO – Asymmetric 100° Wide Auto (YA)
60,000 Lumens, 5000K (EASC_YAFX50______.IES)

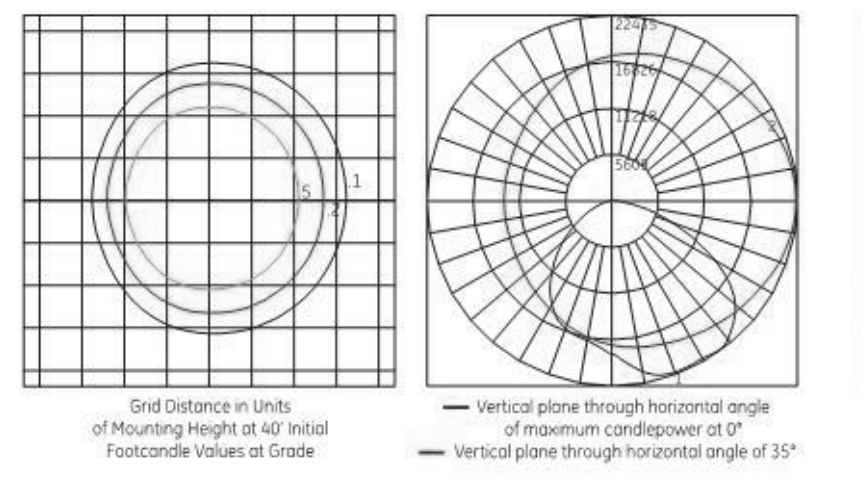

EASC Type V – Symmetric Short (Z5)
56,500 Lumens, 5000K (EASC_Z5FX50______.IES)

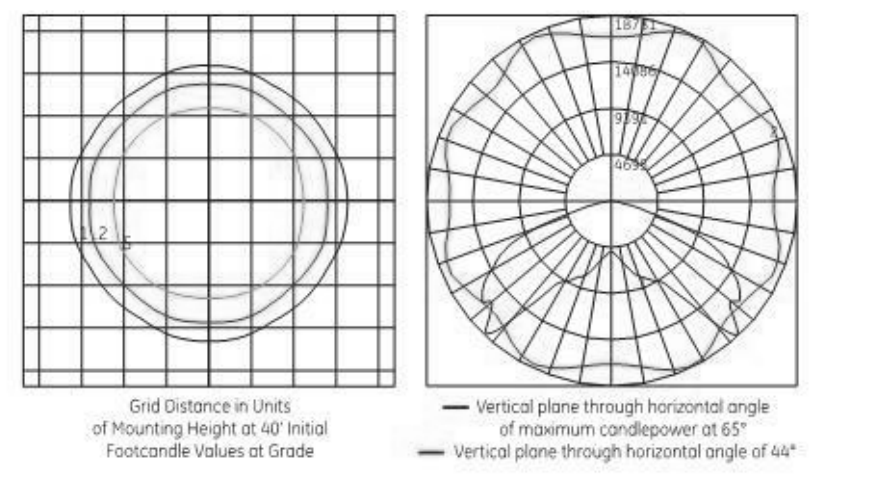

H-Motion Sensing Option:

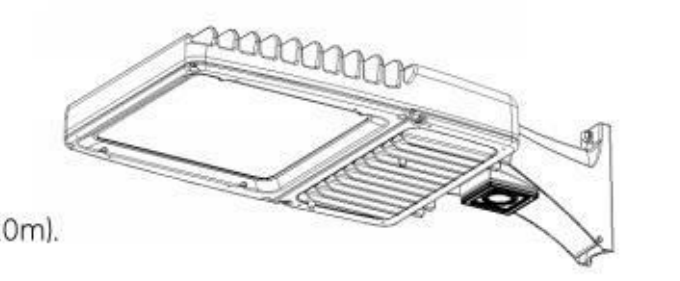

- Intended for high mounting applications, between 15-30ft (4.57-9.14m). For mounting heights exceeding 30ft, pole mounted sensors are recommended.
- Provides a coverage area radius for walking motion of 15-20ft (4.57-6.10m).
- Provides 270° of coverage (~90° is blocked by the pole).
- Comes standard with 50% dimmed light output with no occupancy, and full power at occupancy.
- Comes standard with photocell function. Note: It is not necessary to also purchase PE receptacle or control.
- Comes standard with a 5 minute occupancy time delay and a 5 minute ramp-down to the 50% dimmed level.
- Must order with decorative mounting arm options "A" or "B".
- Fixture power increase of 1W expected with sensor use.

Note: Standard options may be reprogrammed in the field. Reprogramming instructions included in product shipment.

Sensor Pattern:

Sensing Pattern Area Fixture
Up to 30 ft.

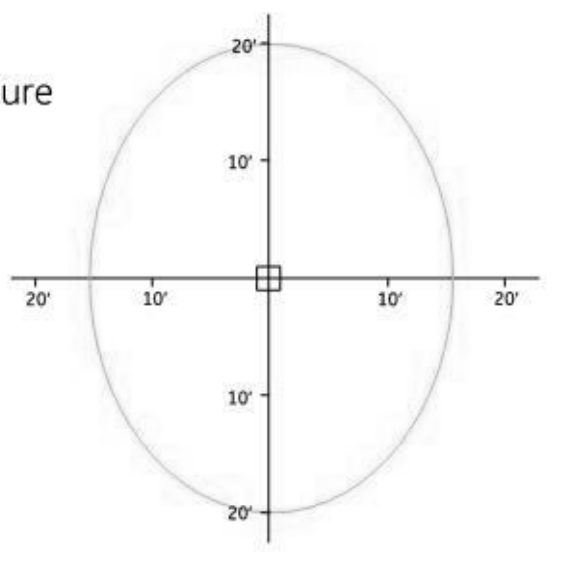

D-Series Size 1

LED Area Luminaire

Catalog Number	
Notes	
Type	

Hit the Tab key or mouse over the page to see all interactive elements.

XA6

Specifications

EPA:	1.01 ft² (0.09 m²)
Length:	33" (83.8 cm)
Width:	13" (33.0 cm)
Height H1:	7-1/2" (19.0 cm)
Height H2:	3-1/2"
Weight (max):	27 lbs (12.2 kg)

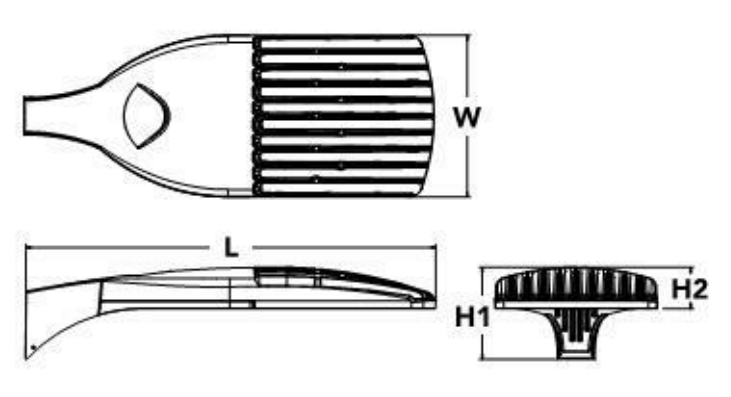

Introduction

The modern styling of the D-Series is striking yet unobtrusive - making a bold, progressive statement even as it blends seamlessly with its environment. The D-Series distills the benefits of the latest in LED technology into a high performance, high efficacy, long-life luminaire.

The outstanding photometric performance results in sites with excellent uniformity, greater pole spacing and lower power density. It is ideal for replacing up to 750W metal halide in pedestrian and area lighting applications with typical energy savings of 65% and expected service life of over 100,000 hours.

A+ Capable options indicated by this color background.

Ordering Information

EXAMPLE: DSX1 LED P7 40K T3M MVOLT SPA NLTAIR2 PIRHN DDBXD

DSX1 LED

Series	LEDs	Color temperature	Distribution	Voltage	Mounting
DSX1 LED	**Forward optics** P1 P4 P7 P2 P5 P8 P3 P6 P9 **Rotated optics** P10[1] P12[1] P11[1] P13[1]	30K 3000 K 40K 4000 K 50K 5000 K	T1S Type I short T2S Type II short T2M Type II medium T3S Type III short T3M Type III medium T4M Type IV medium TFTM Forward throw medium T5VS Type V very short T5S Type V short T5M Type V medium T5W Type V wide BLC Backlight control[2] LCCO Left corner cutoff[2] RCCO Right corner cutoff[2]	MVOLT[3] 120[4] 208[4] 240[4] 277[4] 347[4,5] 480[4,5]	**Shipped included** SPA Square pole mounting RPA Round pole mounting WBA Wall bracket SPUMBA Square pole universal mounting adaptor[6] RPUMBA Round pole universal mounting adaptor[6] **Shipped separately** KMA8 DDBXD U Mast arm mounting bracket adaptor (specify finish)[7]

Control options		Other options	Finish (required)
Shipped installed NLTAIR2 nLight AIR generation 2 enabled[8] PIRHN Network, high/low motion/ambient sensor[9] PER NEMA twist-lock receptacle only (controls ordered separate)[10] PER5 Five-pin receptacle only (controls ordered separate)[10,11] PER7 Seven-pin receptacle only (controls ordered separate)[10,11] DMG 0-10v dimming wires pulled outside fixture (for use with an external control, ordered separately)[12] DS Dual switching[12,13,14]	PIR High/low, motion/ambient sensor, 8-15' mounting height, ambient sensor enabled at 5fc[15,16] PIRH High/low, motion/ambient sensor, 15-30' mounting height, ambient sensor enabled at 5fc[15,16] PIR1FC3V High/low, motion/ambient sensor, 8-15' mounting height, ambient sensor enabled at 1fc[15,16] PIRH1FC3V Bi-level, motion/ambient sensor, 15-30' mounting height, ambient sensor enabled at 1fc[15,16] FAO Field adjustable output[14]	**Shipped installed** HS House-side shield[17] SF Single fuse (120, 277, 347V)[4] DF Double fuse (208, 240, 480V)[4] L90 Left rotated optics[1] R90 Right rotated optics[1] **Shipped separately** BS Bird spikes[18] EGS External glare shield[18]	DDBXD Dark bronze DBLXD Black DNAXD Natural aluminum DWHXD White DDBTXD Textured dark bronze DBLBXD Textured black DNATXD Textured natural aluminum DWHGXD Textured white

LITHONIA LIGHTING
One Lithonia Way • Conyers, Georgia 30012 • Phone: 800.279.8041 • www.lithonia.com

---

XA6

Ordering Information

Accessories

Ordered and shipped separately.

DLL127F 1.5 JU	Photocell - SSL twist-lock (120-277V)[19]
DLL347F 1.5 CUL JU	Photocell - SSL twist-lock (347V)[19]
DLL480F 1.5 CUL JU	Photocell - SSL twist-lock (480V)[19]
DSHORT SBK U	Shorting cap[19]
DSX1HS 30C U	House-side shield for P1, P2, P3, P4 and P5[17]
DSX1HS 40C U	House-side shield for P6 and P7[17]
DSX1HS 60C U	House-side shield for P8, P9, P10, P11 and P12[17]
PUMBA DDBXD U*	Square and round pole universal mounting bracket (specify finish)[20]
KMA8 DDBXD U	Mast arm mounting bracket adaptor (specify finish)[8]

For more control options, visit DTL and ROAM online.

NOTES
1 P10, P11, P12 or P13 and rotated optics (L90, R90) only available together.
2 Not available with HS.
3 MVOLT driver operates on any line voltage from 120-277V (50/60 Hz).
4 Single fuse (SF) requires 120V, 277V or 347V. Double fuse (DF) requires 208V, 240V or 480V.
5 Not available in P1 or P10.
6 Universal mounting brackets intended for retrofit on existing, pre-drilled poles only. 1.5 G vibration load rating per ANCI C136.31.
7 Must order fixture with SPA option. Must be ordered as a separate accessory; see Accessories information. For use with 2-3/8" mast arm (not included).
8 Must be ordered with PIRHN. Sensor cover available only in dark bronze, black, white and natural aluminum colors.
9 Must be ordered with NLTAIR2. For more information on nLight Air 2 visit this link.
10 Photocell ordered and shipped as a separate line item from Acuity Brands Controls. See accessories. Not available with DS option. Shorting cap included.
11 If ROAM® node required, it must be ordered and shipped as a separate line item from Acuity Brands Controls. Node with integral dimming.
12 Provides 50/50fixture operation via (2) independent drivers. Not available with PER, PER5, PER7, PIR or PIRH. Not available P1, P2, P3, P4 or P5.
13 Requires (2) separately switched circuits with isolated neutrol. See Outdoor Control Technical Guide for details.
14 Reference Motion Sensor table on page 4.
15 Reference controls options table on page 4 to see functionality.
16 Not available with other dimming controls options
17 Not available with BLC, LCCO and RCCO distribution. Also available as a separate accessory; see Accessories information.
18 Must be ordered with fixture for factory pre-drilling.
19 Requires luminaire to be specified with PER, PER5 or PER7 option. See PER Table on page 3.
20 For retrofit use only.

Options

EGS - External Glare Shield

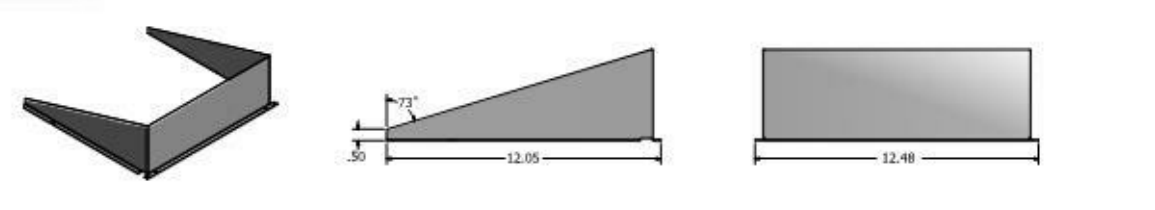

Drilling

HANDHOLE ORIENTATION

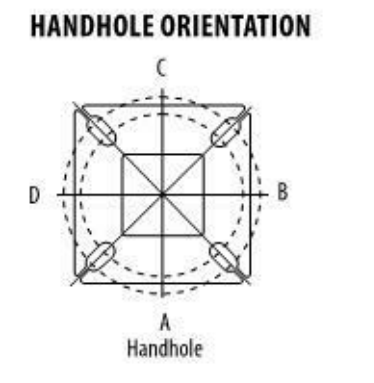

Tenon Mounting Slipfitter **

Tenon O.D.	Mounting	Single Unit	2 @ 180	2 @ 90	3 @120	3 @ 90	4 @ 90
2-3/8"	SPA/RPA	AS3-5 190	AS3-5 280	AS3-5 290	AS3-5 320	AS3-5 390	AS3-5 490
	SPUMBA	AS3-5 190	AS3-5 280	AS4-5 290	AS3-5 320	AS4-5 390	AS4-5 490
	RUPUMBA	AS3-5 190	AS3-5 280		AS3-5 320		
2-7/8"	SPA/RPA	AST25-190	AST25-280	AST25-290	AST25-320	AST25-390	AST25-490
	SPUMBA	AST25-190	AST25-280		AST25-320		
	RUPUMBA	AST25-190	AST25-280		AST25-320		
4"	SPA/RPA	AST35-190	AST35-280	AST35-290	AST35-320	AST35-390	AST35-490
	SPUMBA	AST35-190	AST35-280	AST35-290	AST35-320	AST35-390	AST35-490
	RUPUMBA	AST35-190	AST35-280		AST35-320		

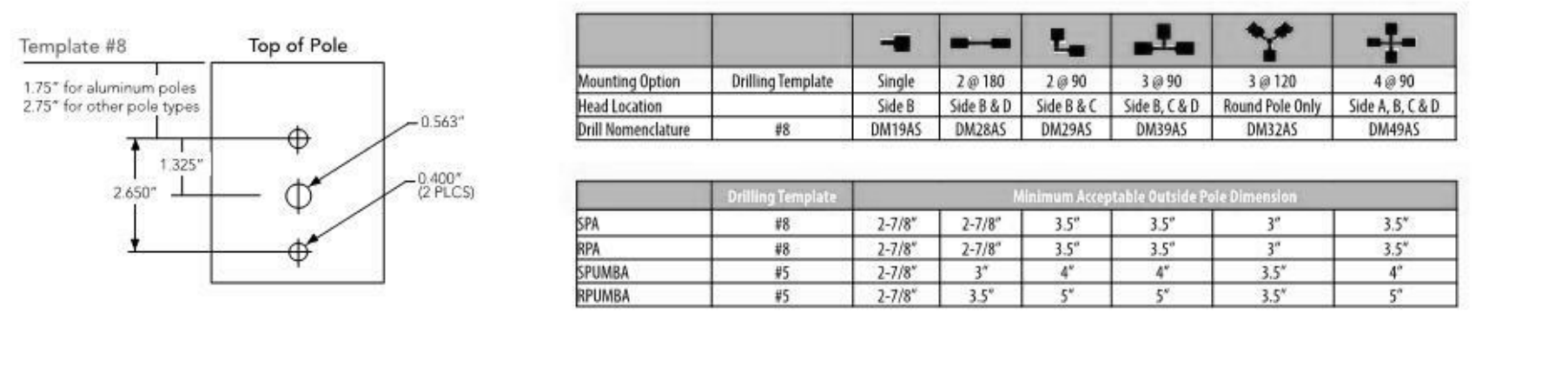

LITHONIA LIGHTING
One Lithonia Way • Conyers, Georgia 30012 • Phone: 800.279.8041 • www.lithonia.com

---

XA6

Photometric Diagrams

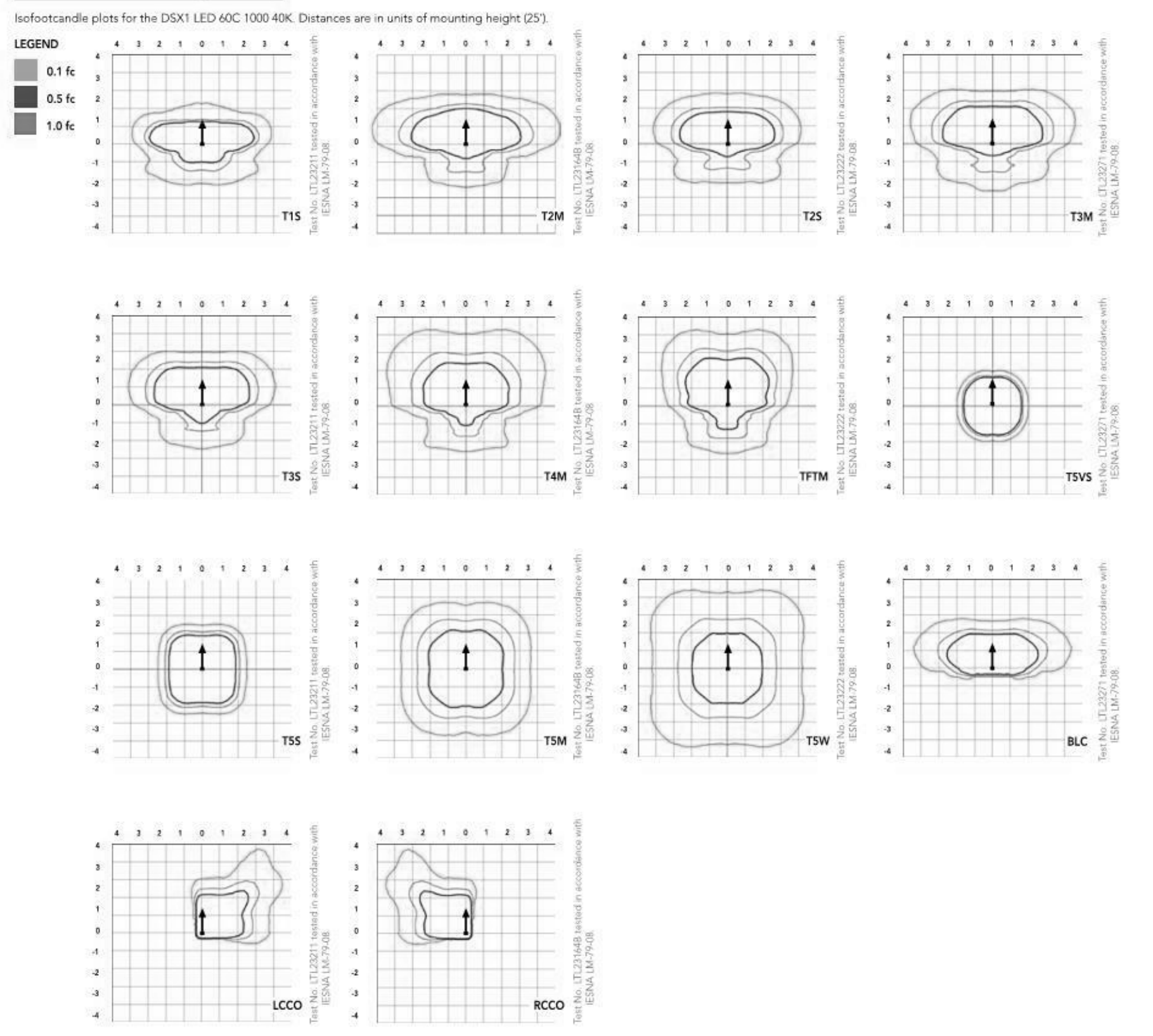

LITHONIA LIGHTING
One Lithonia Way • Conyers, Georgia 30012 • Phone: 800.279.8041 • www.lithonia.com

---

XA6

Performance Data

Lumen Output

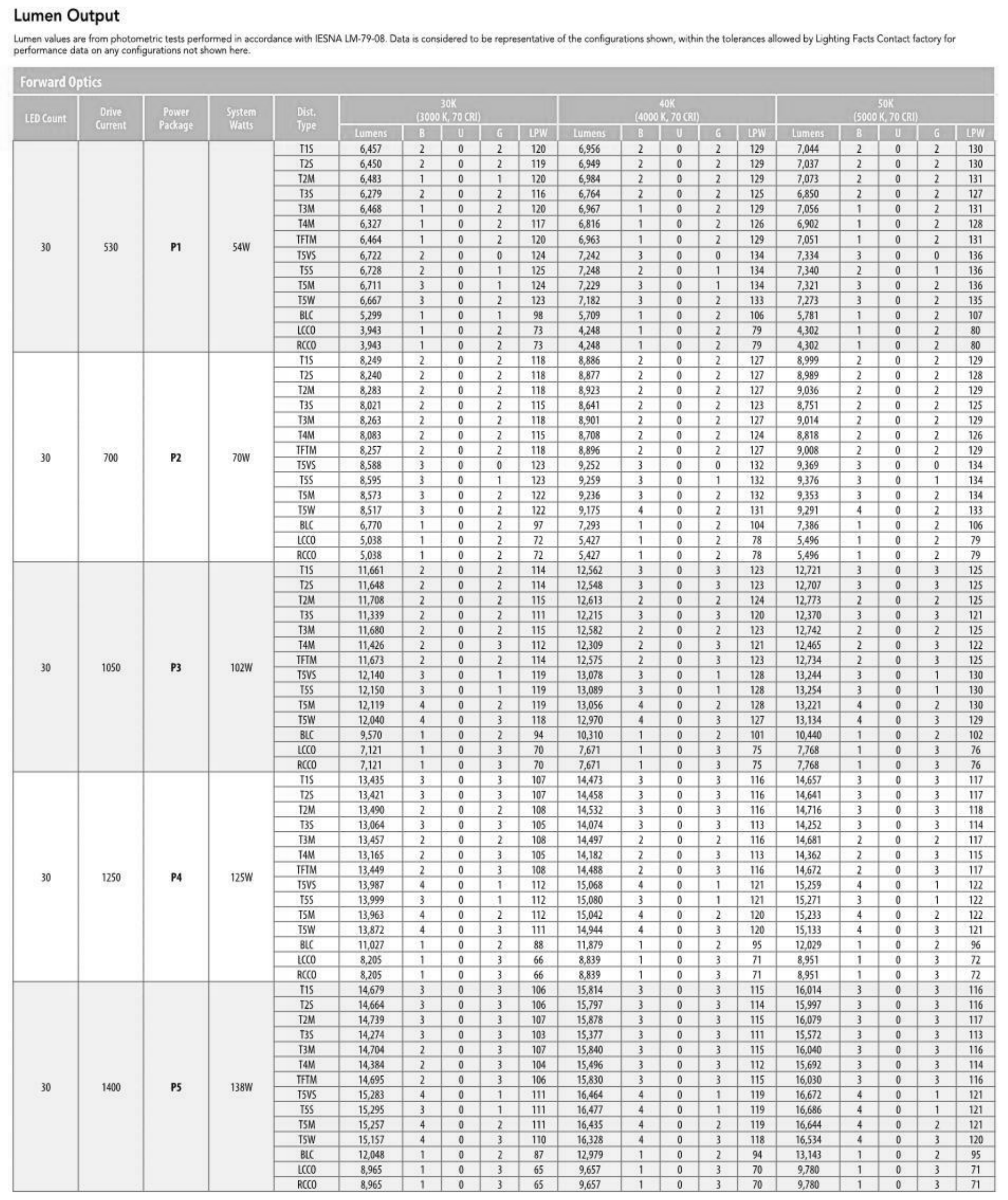

LITHONIA LIGHTING
One Lithonia Way • Conyers, Georgia 30012 • Phone: 800.279.8041 • www.lithonia.com

---

XA6

Performance Data

Lumen Output

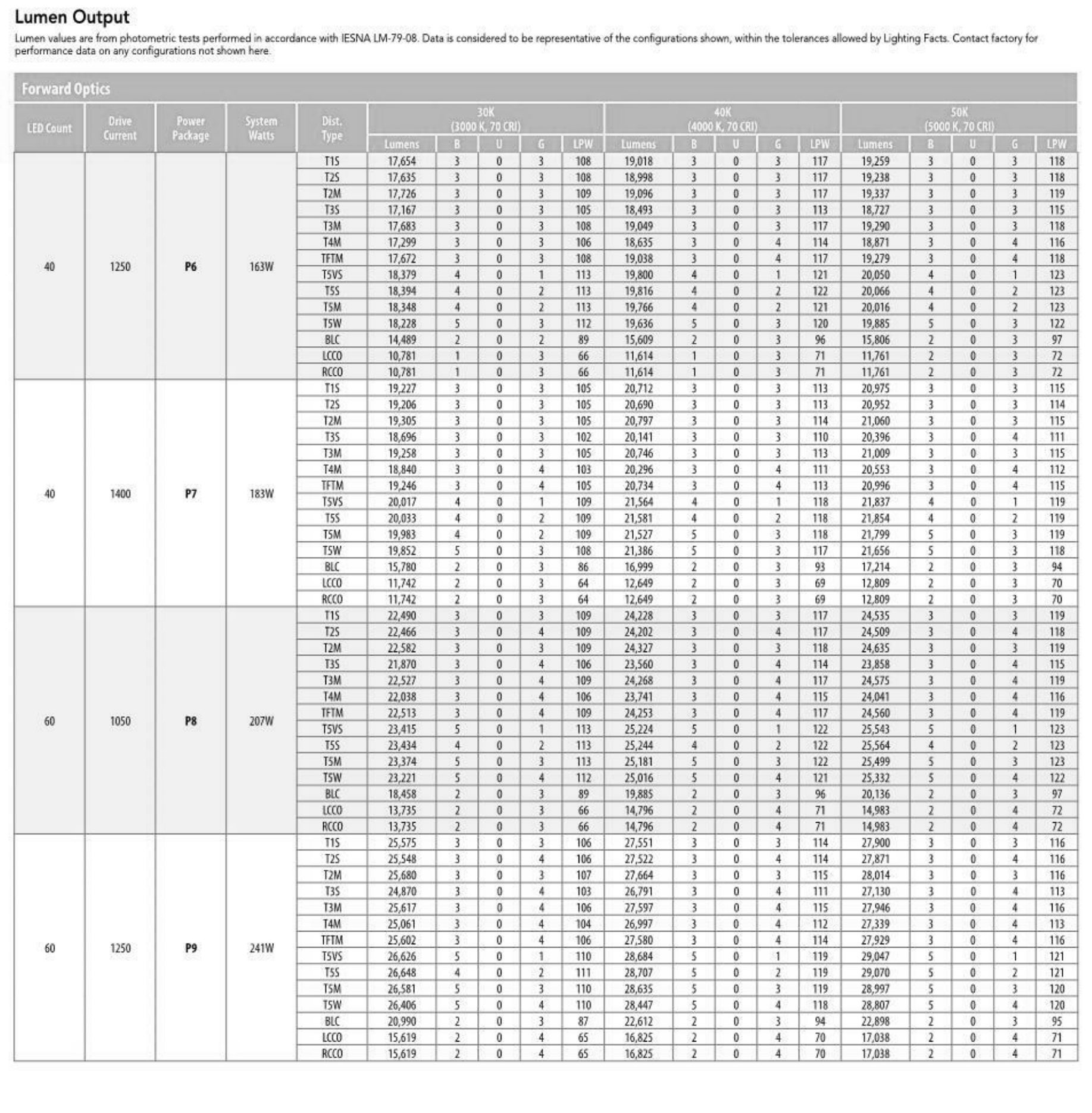

LITHONIA LIGHTING
One Lithonia Way • Conyers, Georgia 30012 • Phone: 800.279.8041 • www.lithonia.com

---

CALL BEFORE YOU DIG

THE CONTRACTOR SHALL BE FULLY RESPONSIBLE FOR THE LOCATION AND PROTECTION OF ALL EXISTING UTILITIES. THE CONTRACTOR SHALL VERIFY ALL UTILITY LOCATIONS PRIOR TO CONSTRUCTION BY CALLING THE UNDERGROUND LOCATE LINE AT (800) 424-5555 A MINIMUM OF 48 HOURS PRIOR TO ANY EXCAVATION.

REVISIONS	DATE	BY

Stantec

STANTEC ARCHITECTURE
1050 17TH STREET, SUITE A200
DENVER, CO 80265

SHEET TITLE: CUT SHEETS

PROJECT NAME: INTERCITY TRANSIT
NORTH SITE DEVELOPMENT
OLYMPIA, WASHINGTON

SEAL:
12373 REGISTERED ARCHITECT
ANDREW M. MALEY
STATE OF WASHINGTON

DESIGNER: V. PEDERSON
DRAWN BY:
APPROVED BY: V. PEDERSON
DATE: APRIL 24, 2019
JOB NO: 1874.03
DRAWING FILE NO:
DRAWING NO: EA-022
SHEET NO: 22 OF 23

SEC. 18, T18N., R1W., W.M.

WST LED
Architectural Wall Sconce

Catalog Number

Notes

Type

XW1

Specifications subject to change without notice.

Capable Luminaire

This item is an A+ capable luminaire, which has been designed and tested to provide consistent color appearance and system-level interoperability.

- All configurations of this luminaire meet the Acuity Brands' specification for chromatic consistency
- This luminaire is A+ Certified when ordered with DTL® controls marked by a shaded background. DTL DLL equipped luminaires meet the A+ specification for luminaire to photocontrol interoperability!
- This luminaire is part of an A+ Certified solution for ROAM® or XPoint™ Wireless control networks, providing out-of-the-box control compatibility with simple commissioning, when ordered with drivers and control options marked by a shaded background.

To learn more about A+, visit www.acuitybrands.com/aplus.

See ordering tree for details.

A+ Certified Solutions for ROAM require the order of one ROAM node per luminaire. Sold Separately. Link to Roam; Link to DTL DLL

Specifications

Luminaire

Height: 8-1/2" (21.59 cm)
Width: 12" (30.48 cm)
Depth: 10-3/16" (25.9 cm)
Weight: 20 lbs (9.1 kg)

Optional Back Box (PBBW)

Height: 8.49" (21.56 cm)
Width: 17.01" (43.21 cm)
Depth: 1.70" (4.32 cm)

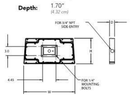

Optional Back Box (BBW)

Height: 4" (10.2 cm)
Width: 5-1/2" (14.0 cm)
Depth: 1-1/2" (3.8 cm)

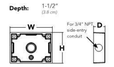

XW1

A+ Capable options indicated by this color background.

Ordering Information

EXAMPLE: WST LED P1 40K VF MVOLT DDBTXD

WST LED					
Series	**Performance Package**	**Color Temperature**	**Distribution**	**Voltage**	**Mounting**
WST LED	P1 1,500 Lumens package P2 3,000 Lumens package P3 6,000 Lumens package	27K 2700 K 30K 3000 K 40K 4000 K 50K 5000 K	VF Visual comfort forward throw VW Visual comfort wide	MVOLT[1] 277[2] 120[2] 347[2] 208[2] 480[3] 240[2]	**Shipped included** BSAH[4] Surface mounting bracket **Shipped separately** BBW Surface-mounted back box[5] PBBW Premium surface-mounted back box[6]

Options			Finish (required)
NLTAIR2 PIR	nLIGHT AIR Wireless enabled motion/ambient sensor for 8'-15' mounting heights[7,8]	E7WC Emergency battery backup, Non CEC compliant (cold, 7W)[9,10]	DDBXD Dark bronze
NLTAIR2 PIRH	nLIGHT AIR Wireless enabled motion/ambient sensor for 15'-30' mounting heights[7,8]	E7WCG Remote emergency battery backup, Non CEC compliant (remote 7W)[9,10]	DBLXD Black
PE	Photoelectric cell, button type[9]	E20WH Emergency battery pack 90W constant power, CEC compliant[9]	DNAXD Natural aluminum
PER	NEMA twist-lock receptacle only (controls ordered separate)[9]	E20WHG Remote emergency battery pack 90W constant power, CEC compliant[9]	DWHXD White
PERS	Five-wire receptacle only (controls ordered separate)[9]	E20WC Emergency battery pack -20°C, 90W constant power, CEC compliant[9,11]	DSSXD Sandstone
PERT	Seven-wire receptacle only (controls ordered separate)[9]	E20WCG Remote emergency battery pack -20°C, 90W constant power, CEC compliant[9,11]	DDBTXD Textured dark bronze
PIR	Motion/ambient Light Sensor, 8-15' mounting height[7,8]	E20WNR Remote emergency battery backup, Non CEC compliant (remote 20W)[9,12,13]	DBLTXD Textured black
PIRHTCLV	Motion/ambient sensor, 8-15' mounting height, ambient sensor enabled at 1fc[7,8]		DNATXD Textured natural aluminum
PIRH	180° motion/ambient light sensor, 15-30' mounting height[7,8]		DWHGXD Textured white
PIRHTCLV	Motion/ambient sensor, 15-30' mounting height, ambient sensor enabled at 1fc[7,8]		DSSTXD Textured sandstone
SF	Single fuse (120, 277, 347V)[9]		
DF	Double fuse (208, 240, 480V)[9]		
DS	Dual switching[9]		
E7WR	Emergency battery backup, Non CEC compliant (7W)[9,14]		

Accessories	
Ordered and shipped separately.	
WSTH/PBBW DDBXD U	Premium surface - mounted back box
WSBWU DDBXD U	Surface - mounted back box
RJPW DDBXD U	Recess back plate

NOTES
1 MVOLT driver operates on any line voltage from 120-277V (50/60 Hz).
2 Single fuse (SF) requires 120V, 277V or 347V. Double fuse (DF) requires 208, 240 or 480V.
3 Also available as a separate accessory; see accessories information.
4 Top conduit entry standard.
5 Not available with VG or WG. See PER Table.
6 Reference Motion Sensor table.
7 Need to specify 120, 208, 240 or 277 voltage.
8 Photocell ordered and shipped as a separate line item from Acuity Brands Controls. Shorting Cap included.
9 Not available with Emergency options, PE or PER options.
10 Not available with 347/480V.
11 Not available with 347/480V. -20° to 40°C.
12 Comes with PIRHN.
13 Warranty period is 3 years.
14 Not available with BBW.
15 Must order with fixture; not an accessory.

Emergency Battery Operation

The emergency battery backup is integral to the luminaire — no external housing required! This design provides reliable emergency operation while maintaining the aesthetics of the product.
All emergency backup configurations include an independent secondary driver with an integral relay to immediately detect AC power loss, meeting interpretations of NFPA 70/NEC-2008 - 700.16.
The emergency battery will power the luminaire for a minimum duration of 90 minutes (maximum duration of three hours) from the time supply power is lost, per International Building Code Section 1006 and NFPA 101 Life Safety Code Section 7.9. Provided luminaires are mounted at an appropriate height and illuminate an open space with no major obstructions.
The examples below show illuminance of 1 fc average and 0.1 fc minimum of the P1 power package and VF distribution product in emergency mode.

10' x 10' Gridlines
8' and 12' Mounting Height

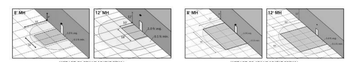

WST LED P1 27K VF MVOLT E7WH

WST LED P2 40K VF MVOLT E20WH

XW1

Performance Data

Lumen Ambient Temperature (LAT) Multipliers

Use these factors to determine relative lumen output for average ambient temperatures from 0-40°C (32-104°F).

Ambient	Lumen Multiplier
0°C	1.073
10°C	1.019
20°C	1.011
25°C	**1.000**
30°C	0.977
40°C	0.923

Projected LED Lumen Maintenance

Values calculated according to IESNA TM-21-11 methodology and valid up to 40°C.

Operating Hours	0	25,000	50,000	100,000
Lumen Maintenance Factor	1.0	>0.95	>0.92	>0.87

Electrical Load

Performance package	Lumens	Current (A)					
		120	208	240	277	347	480
P1	11	0.1	0.06	0.05	0.04	—	—
	14	—	—	—	—	0.04	0.03
P1 DS	14	0.12	0.07	0.06	0.06	—	—
P2	25	0.21	0.13	0.11	0.1	—	—
	30	—	—	—	—	0.09	0.06
P2 DS	25	0.21	0.13	0.11	0.1	—	—
P3	50	0.42	0.24	0.21	0.19	—	—
	56	—	—	—	—	0.16	0.12
P3 DS	52	0.43	0.26	0.23	0.21	—	—

Motion Sensor Default Settings

Product	Mounting Height	Dimmed State	High Level (Footcandles)	Photocell Enabled	Ramp-up Time	Fade2Dim	Ramp-down Time
***PIR or PIRH**	20'(6.1m) Output	10V (100%) Output	Disabled @ 5FC	3 sec	5 min	5 min	5 min
PIRHTCLV or PIRHTCLV	20'(6.1m) Output	10V (100%) Output	Disabled @ 5FC	3 sec	5 min	5 min	5 min

***For use with centerline Dusk to Dawn**

PER Table

Control	PER (7-Pin)	PER5 (5 wire)			PER7 (7 wire)		
		Wire 4/Wire5			Wire 4/Wire5		Wire 6/Wire7
Photocontrol Only (On Off)	✓	▲	Wired to dimming leads on driver		▲	Wired to dimming leads on driver	Wires Capped inside fixture
ROAM	✓	✓	Wired to dimming leads on driver		▲	Wired to dimming leads on driver	Wires Capped inside fixture
ROAM with Motion	✓	▲	Wired to dimming leads on driver		▲	Wired to dimming leads on driver	Wires Capped inside fixture
Futurepower®	✓	▲	Wired to dimming leads on driver		✓	Wired to dimming leads on driver	Wires Capped inside fixture
Futurepower® with Motion	✓	▲	Wired to dimming leads on driver		✓	Wired to dimming leads on driver	Wires Capped inside fixture

✓ Recommended
■ Will not work
▲ Alternate

*Futurepower® means: Ability to change controls in the future.

Lumen Output

Lumen values are from photometric tests performed in accordance with IESNA LM-79-08. Data is considered to be representative of the configurations shown, within the tolerances allowed by Lighting Pack.

Performance Package	Lumens Per Watt	Total Watts	CCT (3000K)				CCT (4000K)				CCT (5000K)				CCT (5700K)			
			Lumens	B	U	G	Lumens	B	U	G	Lumens	B	U	G	Lumens	B	U	G
P1	125W	VF	1,494	0	0	0	1,525	1,529	0	0	0	137	1,639	0	0	0	137	1,639	0	0	0	137
		VW	1,512	0	0	0	1,543	1,547	0	0	0	139	1,659	0	0	0	139	1,660	0	0	0	139
P2	215W	VF	3,163	1	0	1	3,227	3,237	1	0	1	139	3,469	1	0	1	139	3,468	1	0	1	139
		VW	3,201	1	0	0	3,267	3,276	1	0	0	141	3,512	1	0	0	140	3,512	1	0	0	140
P3	50W	VF	6,925	1	0	1	7,121	6,765	1	0	1	135	6,689	1	0	1	132	6,687	1	0	1	132
		VW	6,996	1	0	1	7,127	6,246	1	0	1	125	6,689	1	0	1	134	6,691	1	0	1	134

XW1

Photometric Diagrams

To see complete photometric reports or download .ies files for this product, visit Lithonia Lighting's WST LED homepage.

Isofootcandle plots for the WST LED P3 40K VF and VW. Distances are in units of mounting height (10').

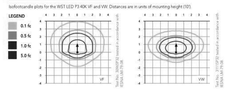

Distribution overlay comparison to 175W metal halide.

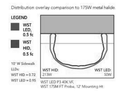

FEATURES & SPECIFICATIONS

INTENDED USE
The classic architectural shape of the WST LED was designed for applications such as hospitals, schools, malls, restaurants, and commercial buildings. The long life LEDs and driver make this luminaire nearly maintenance-free.

CONSTRUCTION
The single-piece die-cast aluminum housing integrates secondary heat sinks to optimize thermal transfer and insure long life for the electronic components. The housing is sealed to eliminate direct contact with the casting for a low operating temperature and long life. The die-cast door frame is fully gasketed with a one-piece solid silicone gasket to keep out moisture and dust, providing an IP65 rating for the luminaire.

FINISH
Housing parts are protected by a zinc-infused Super Durable TGIC thermoset powder coat finish that provides superior resistance to corrosion and weathering. A tightly controlled multi-stage process ensures a minimum 3 mils thickness for a finish that can withstand extreme climate changes without cracking or peeling. Standard Super Durable colors include dark bronze, black, natural aluminum, sandstone and white. Available in textured and non-textured finishes.

OPTICS
Well crafted reflector optics allow the light engine to be recessed within the luminaire, providing a sleek profile while still shielding the light source for comfortable nighttime applications. The WST LED has zero uplight and qualifies as a Nighttime Friendly™ product, meaning it is consistent with the LEEDᵖˡˢ and Green Globes™ criteria for eliminating wasteful uplight.

ELECTRICAL
Light engine(s) consist of 98 high-efficacy LEDs mounted to a metal core circuit board and integral aluminum heat sinks to maximize heat dissipation and promote long life (100,000 hrs at 40°C, L87). Class 2 electronic driver has a power factor >90%, THD <20%. Easily serviceable surge protection device meets a minimum Category B (per ANSI/IEEE C62.41.2).

INSTALLATION
The integral mounting plate with integral mounting support arms allows the fixture to hinge down for easy access while making wiring connections.

LISTINGS
CSA certified to U.S. and Canadian standards. Luminaire is IP65 rated. PIR and back box options are rated for wet location. Rated for -30°C to 40°C ambient.

DesignLights Consortium® (DLC) Premium qualified product. Not all versions of this product may be DLC Premium qualified. Please check the DLC Qualified Products List at www.designlights.org/QPL to confirm which versions are qualified.

WARRANTY
5-year limited warranty. Complete warranty terms located at www.acuitybrands.com/resources/terms-and-conditions.

Note: Actual performance may differ as a result of end-user environment and application. All values are design or typical values, measured under laboratory conditions at 25 °C. Specifications subject to change without notice.

CALL BEFORE YOU DIG

THE CONTRACTOR SHALL BE FULLY RESPONSIBLE FOR THE LOCATION AND PROTECTION OF ALL EXISTING UTILITIES. THE CONTRACTOR SHALL VERIFY ALL UTILITY LOCATIONS PRIOR TO CONSTRUCTION BY CALLING THE UNDERGROUND LOCATE LINE AT (800) 424-5555 A MINIMUM OF 48 HOURS PRIOR TO ANY EXCAVATION.

REVISIONS	DATE	BY

Stantec
STANTEC ARCHITECTURE
1050 17TH STREET, SUITE A200
DENVER, CO 80265

SHEET TITLE: CUT SHEETS

PROJECT NAME: INTERCITY TRANSIT
NORTH SITE DEVELOPMENT
OLYMPIA, WASHINGTON

SEAL: 12373 REGISTERED ARCHITECT
ANDREW M. MALEY
STATE OF WASHINGTON

DESIGNER: V. PEDERSON
DRAWN BY:
APPROVED BY: V. PEDERSON
DATE: APRIL 24, 2019
JOB NO: 1874.03
DRAWING FILE NO:
DRAWING NO: EA-023
SHEET NO: 23 OF 23